



Network Management & Monitoring

NAGIOS



These materials are licensed under the Creative Commons *Attribution-Noncommercial 3.0 Unported* license (<http://creativecommons.org/licenses/by-nc/3.0/>)

Introduction

Network Monitoring Tools

- Availability
- Reliability
- Performance

*Nagios actively monitors the **availability** of devices and services*

Introduction

- Possibly the most used open source network monitoring software
- Web interface for viewing status, browsing history, scheduling downtime etc
- Sends out alerts via E-mail. Can be configured to use other mechanisms, e.g. SMS

Example: Service Detail view

Nagios®

General

- Home
- Documentation

Monitoring

- Tactical Overview
- Service Detail**
- Host Detail
- Hostgroup Overview
- Hostgroup Summary
- Hostgroup Grid
- Servicegroup Overview
- Servicegroup Summary
- Servicegroup Grid
- Status Map
- 3-D Status Map

Service Problems

- Unhandled
- Host Problems
- Unhandled
- Network Outages

Show Host:

Comments

- Downtime

Process Info

- Performance Info
- Scheduling Queue

Reporting

- Trends
- Availability
- Alert Histogram
- Alert History
- Alert Summary
- Notifications
- Event Log

Configuration

- View Config

Current Network Status

Last Updated: Thu Sep 3 14:46:07 CDT 2009
Updated every 90 seconds
Nagios® 3.0.2 - www.nagios.org
Logged in as *guest*

[View History For all hosts](#)
[View Notifications For All Hosts](#)
[View Host Status Detail For All Hosts](#)

Host Status Totals

Up	Down	Unreachable	Pending
41	0	0	0
All Problems		All Types	
0		41	

Service Status Totals

Ok	Warning	Unknown	Critical	Pending
46	0	0	0	0
All Problems		All Types		
0		46		

Service Status Details For All Hosts

Host ↑↓	Service ↑↓	Status ↑↓	Last Check ↑↓	Duration ↑↓	Attempt ↑↓	Status Information
DNS-ROOT	SSH	OK	2009-09-03 14:43:51	43d 0h 55m 19s	1/4	SSH OK - OpenSSH_5.1p1 Debian-3ubuntu1 (protocol 2.0)
ISP-DNS	SSH	OK	2009-09-03 14:41:21	16d 3h 57m 24s	1/4	SSH OK - OpenSSH_5.1p1 Debian-3ubuntu1 (protocol 2.0)
ISP-RTR	SSH	OK	2009-09-03 14:43:57	43d 5h 35m 13s	1/4	SSH OK - Cisco-1.25 (protocol 2.0)
NOC-TLD1	SSH	OK	2009-09-03 14:41:27	1d 0h 1m 59s	1/4	SSH OK - OpenSSH_5.1p1 Debian-3ubuntu1 (protocol 2.0)
NOC-TLD2	SSH	OK	2009-09-03 14:44:04	1d 22h 44m 22s	1/4	SSH OK - OpenSSH_5.1p1 Debian-3ubuntu1 (protocol 2.0)
NOC-TLD3	SSH	OK	2009-09-03 14:41:34	1d 22h 40m 58s	1/4	SSH OK - OpenSSH_5.1p1 Debian-3ubuntu1 (protocol 2.0)
NOC-TLD4	SSH	OK	2009-09-03 14:44:10	1d 22h 44m 16s	1/4	SSH OK - OpenSSH_5.1p1 Debian-3ubuntu1 (protocol 2.0)
NOC-TLD5	SSH	OK	2009-09-03 14:41:40	1d 22h 41m 46s	1/4	SSH OK - OpenSSH_5.1p1 Debian-3ubuntu1 (protocol 2.0)
NOC-TLD6	SSH	OK	2009-09-03 14:44:17	1d 22h 44m 9s	1/4	SSH OK - OpenSSH_5.1p1 Debian-3ubuntu1 (protocol 2.0)
NOC-TLD7	SSH	OK	2009-09-03 14:41:47	1d 22h 41m 39s	1/4	SSH OK - OpenSSH_5.1p1 Debian-3ubuntu1 (protocol 2.0)
NOC-TLD8	SSH	OK	2009-09-03 14:44:23	1d 22h 44m 3s	1/4	SSH OK - OpenSSH_5.1p1 Debian-3ubuntu1 (protocol 2.0)
NS1-TLD1	SSH	OK	2009-09-03 14:41:53	1d 0h 1m 33s	1/4	SSH OK - OpenSSH_5.1p1 Debian-3ubuntu1 (protocol 2.0)
NS1-TLD2	SSH	OK	2009-09-03 14:44:30	1d 22h 43m 56s	1/4	SSH OK - OpenSSH_5.1p1 Debian-3ubuntu1 (protocol 2.0)
NS1-TLD3	SSH	OK	2009-09-03 14:42:00	1d 22h 41m 26s	1/4	SSH OK - OpenSSH_5.1p1 Debian-3ubuntu1 (protocol 2.0)
NS1-TLD4	SSH	OK	2009-09-03 14:44:36	1d 22h 43m 50s	1/4	SSH OK - OpenSSH_5.1p1 Debian-3ubuntu1 (protocol 2.0)
NS1-TLD5	SSH	OK	2009-09-03 14:42:06	1d 22h 41m 20s	1/4	SSH OK - OpenSSH_5.1p1 Debian-3ubuntu1 (protocol 2.0)
NS1-TLD6	SSH	OK	2009-09-03 14:44:43	1d 22h 43m 43s	1/4	SSH OK - OpenSSH_5.1p1 Debian-3ubuntu1 (protocol 2.0)

Features

Utilizes topology to determine dependencies.

- Differentiates between what is *down* vs. what is *unreachable*. Avoids running unnecessary checks and sending redundant alarms

Allows you to define how to send notifications based on combinations of:

- Contacts and lists of contacts
- Devices and groups of devices
- Services and groups of services
- Defined hours by persons or groups.
- The state of a service.

Plugins

Plugins are used to verify services and devices:

- Nagios architecture is simple enough that writing new plugins is fairly easy in the language of your choice.
- There are ***many, many*** plugins available (thousands).
 - ✓ <http://exchange.nagios.org/>
 - ✓ <http://nagiosplugins.org/>



Pre-installed plugins in Ubuntu

/usr/lib/nagios/plugins

check_apt	check_file_age	check_jabber	check_nttp	check_procs	check_swap
check_bgstate	check_flexlm	check_ldap	check_nttps	check_radius	check_tcp
check_breeze	check_ftp	check_ldaps	check_nt	check_real	check_time
check_by_ssh	check_host	check_linux_raid	check_ntp	check_rpc	check_udp
check_clamd	check_hppjd	check_load	check_ntp_peer	check_rta_multi	check_ups
check_cluster	check_http	check_log	check_ntp_time	check_sensors	check_users
check_dhcp	check_icmp	check_mailq	check_nwstat	check_simap	check_wave
check_dig	check_ide_smart	check_mrtg	check_oracle	check_smtp	negate
check_disk	check_ifoperstatus	check_mrtgtraf	check_overcr	check_snmp	urlize
check_disk_smb	check_ifstatus	check_mysql	check_pgsql	check_spop	utils.pm
check_dns	check_imap	check_mysql_query	check_ping	check_ssh	utils.sh
check_dummy	check_ircd	check_nagios	check_pop	check_ssmtp	

/etc/nagios-plugins/config

apt.cfg	dns.cfg	games.cfg	load.cfg	netware.cfg	ping.cfg	snmp.cfg
breeze.cfg	dummy.cfg	hppjd.cfg	mail.cfg	news.cfg	procs.cfg	ssh.cfg
dhcp.cfg	flexlm.cfg	http.cfg	mailq.cfg	nt.cfg	radius.cfg	tcp_udp.cfg
disk.cfg	fping.cfg	ifstatus.cfg	mrtg.cfg	ntp.cfg	real.cfg	telnet.cfg
disk-smb.cfg	ftp.cfg	ldap.cfg	mysql.cfg	pgsql.cfg	rpc-nfs.cfg	users.cfg

How checks work

- Periodically Nagios calls a plugin to test the state of each service. Possible responses are:
 - OK
 - WARNING
 - CRITICAL
 - UNKNOWN
- If a service is not OK it goes into a “soft” error state. After a number of retries (default 3) it goes into a “hard” error state. At that point an alert is sent.
- You can also trigger external event handlers based on these state transitions

How checks work continued

Parameters

- Normal checking interval
- Retry interval (i.e. when not OK)
- Maximum number of retries
- Time period for performing checks
- Time period for sending notifications

Scheduling

- Nagios spreads its checks throughout the time period to even out the workload
- Web UI shows when next check is scheduled

The concept of “parents”

Hosts can have parents:

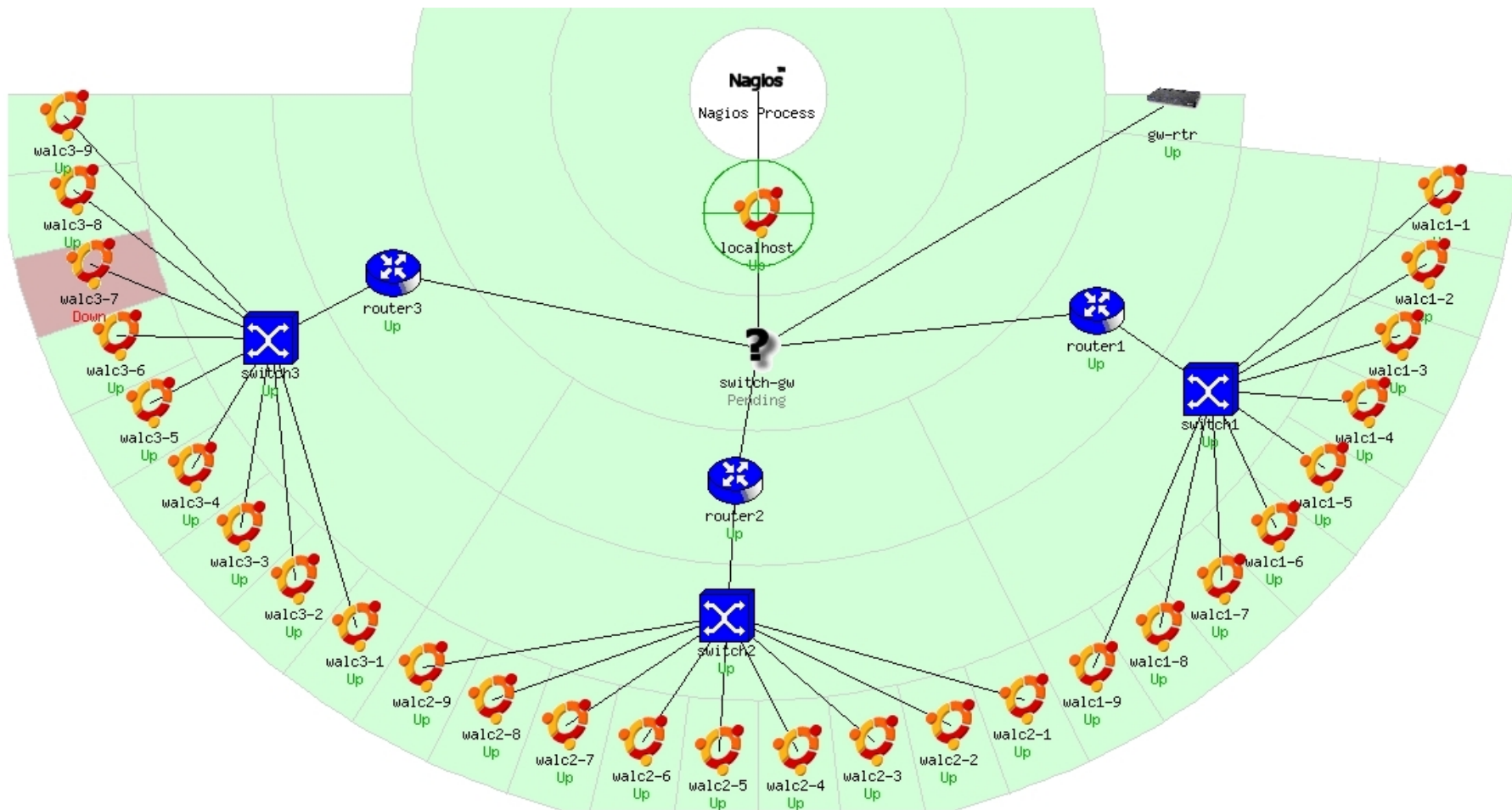
- The parent of a **PC** connected to a **switch** would be the **switch**.
- Allows us to specify the dependencies between devices.
- Avoids sending alarms when parent does not respond.
- A node can have multiple parents (dual homed).



Network viewpoint

- Where you locate your Nagios server will determine your point of view of the network.
- The Nagios server becomes the “root” of your dependency tree

Network viewpoint



Demo Nagios

Installation

In Debian/Ubuntu

```
# apt-get install nagios3
```

Key directories

```
/etc/nagios3
```

```
/etc/nagios3/conf.d
```

```
/etc/nagios-plugins/config
```

```
/usr/lib/nagios/plugins
```

```
/usr/share/nagios3/htdocs/images/logos
```

Nagios web interface is here:

<http://pcN.ws.nsrc.org/nagios3/>

Configuration

- Configuration defined in text files
 - `/etc/nagios3/conf.d/*.cfg`
 - Details at http://nagios.sourceforge.net/docs/3_0/objectdefinitions.html
- The default config is broken into several files with different objects in different files, but actually you can organise it how you like
- Always verify before restarting Nagios – otherwise your monitoring system may die!
 - `nagios3 -v /etc/nagios3/nagios.cfg`

Hosts and services configuration

Based on templates

- This saves lots of time avoiding repetition

There are default templates with default parameters for a:

- *generic host* (generic-host_nagios2.cfg)
- *generic service* (generic-service_nagios2.cfg)
- Individual settings can be overridden
- Defaults are all sensible

Monitoring a single host

pcs.cfg

```
define host {  
    host_name pc1  
    alias      pc1 in group 1  
    address    pc1.ws.nsrc.org  
    use        generic-host  
}
```

← copy settings from this template

- This is a minimal working config
 - You are just pinging the host; Nagios will warn that you are not monitoring any services
- The filename can be anything ending **.cfg**
- Organise your devices however you like – e.g. related hosts in the same file

Generic host template

generic-host nagios2.cfg

```
define host {
    name                generic-host      ; The name of this host template
    notifications_enabled 1      ; Host notifications are enabled
    event_handler_enabled 1      ; Host event handler is enabled
    flap_detection_enabled 1     ; Flap detection is enabled
    failure_prediction_enabled 1 ; Failure prediction is enabled
    process_perf_data      1     ; Process performance data
    retain_status_information 1   ; Retain status information across program restarts
    retain_nonstatus_information 1 ; Retain non-status information across restarts
    check_command          check-host-alive
    max_check_attempts      10
    notification_interval   0
    notification_period     24x7
    notification_options    d,u,r
    contact_groups          admins
    register                0     ; DON'T REGISTER THIS DEFINITION —
                                ; IT'S NOT A REAL HOST, JUST A TEMPLATE!
}
```

Overriding defaults

All settings can be overridden per host

pcs.cfg

```
define host {  
    host_name                pc1  
    alias                    pc1 in group 1  
    address                  pc1.ws.nsrc.org  
    use                      generic-host  
    notification_interval    120  
    contact_groups          admins,managers  
}
```

Defining services (direct way)

pcs.cfg

```
define host {  
    host_name      pc1  
    alias          pc1 in group 1  
    address        pc1.ws.nsrc.org  
    use            generic-host  
}
```

```
define service {  
    host_name          pc1  
    service_description HTTP  
    check_command      check_http  
    use                generic-service  
}
```

```
define service {  
    host_name          pc1  
    service_description SSH  
    check_command      check_ssh  
    use                generic-service  
}
```

service "pc1,HTTP"

plugin

service template

Service checks

- The combination of host + service is a unique identifier for the service check, e.g.
 - “pc1,HTTP”
 - “pc1,SSH”
 - “pc2,HTTP”
 - “pc2,SSH”
- *check_command* points to the plugin
- *service template* pulls in settings for how often the check is done, and who and when to alert

Generic service template

generic-service nagios2.cfg*

```
define service{
    name                                generic-service
    active_checks_enabled               1
    passive_checks_enabled              1
    parallelize_check                   1
    obsess_over_service                 1
    check_freshness                     0
    notifications_enabled               1
    event_handler_enabled               1
    flap_detection_enabled              1
    failure_prediction_enabled          1
    process_perf_data                   1
    retain_status_information            1
    retain_nonstatus_information        1
    notification_interval               0
    is_volatile                         0
    check_period                        24x7
    normal_check_interval               5
    retry_check_interval                1
    max_check_attempts                 4
    notification_period                 24x7
    notification_options                w,u,c,r
    contact_groups                      admins
    register                            0      ; DONT REGISTER THIS DEFINITION
}
```

*Comments have been removed.

Overriding defaults

Again, settings can be overridden per service

services nagios2.cfg

```
define service {  
    host_name                pc1  
    service_description      HTTP  
    check_command             check_http  
    use                       generic-service  
    contact_groups           admins,managers  
    max_check_attempts      3  
}
```

Repeated service checks

- Often we are monitoring an identical service on many hosts
- To avoid duplication, a better way is to define a service check for all hosts in a *hostgroup*

Creating hostgroups

hostgroups nagios2.cfg

```
define hostgroup {
    hostgroup_name    http-servers
    alias             HTTP servers
    members          pc1,pc2
}

define hostgroup {
    hostgroup_name    ssh-servers
    alias             SSH servers
    members          pc1,pc2
}
```

Monitoring services in hostgroups

services nagios2.cfg

```
define service {  
    hostgroup_name      http-servers  
    service_description  HTTP  
    check_command        check_http  
    use                  generic-service  
}  
  
define service {  
    hostgroup_name      ssh-servers  
    service_description  SSH  
    check_command        check_ssh  
    use                  generic-service  
}
```

e.g. if hostgroup “http-servers” contains pc1 and pc2 then Nagios creates HTTP service checks for both hosts. The service checks are called “pc1,HTTP” and “pc2,HTTP”

Alternative view

- Instead of saying “this hostgroup contains these PCs” you can say “this PC belongs to these hostgroups”
- No need for the “members” line in hostgroups file

Alternative group membership

pcs.cfg

```
define host {
    host_name      pc1
    alias          pc1 in group 1
    address        pc1.ws.nsrc.org
    use            generic-host
    hostgroups    ssh-servers,http-servers
}

define host {
    host_name      pc2
    alias          pc2 in group 1
    address        pc2.ws.nsrc.org
    use            generic-host
    hostgroups    ssh-servers,http-servers
}
```

Hosts and services conveniently defined in the same place

Other uses for hostgroups

Choosing icons for the status map

pcs.cfg

```
define host {
    host_name      pc1
    alias          pc1 in group 1
    address        pc1.ws.nsrc.org
    use            generic-host
    hostgroups     ssh-servers,http-servers,debian-servers
}
```

extinfo nagios2.cfg

```
define hostextinfo {
    hostgroup_name    debian-servers
    notes             Debian GNU/Linux servers
    icon_image        base/debian.png
    statusmap_image   base/debian.gd2
}
```

Optional: servicegroups

- You can also group together services into a “servicegroup”
- This is so related or dependent services can be viewed together in the web interface
- The services themselves must already exist

servicegroups.cfg

```
define servicegroup {  
    servicegroup_name    mail-services  
    alias                Services comprising the mail platform  
    members              web1,HTTP,web2,HTTP,mail1,IMAP,db1,MYSQL  
}
```

Configuring topology

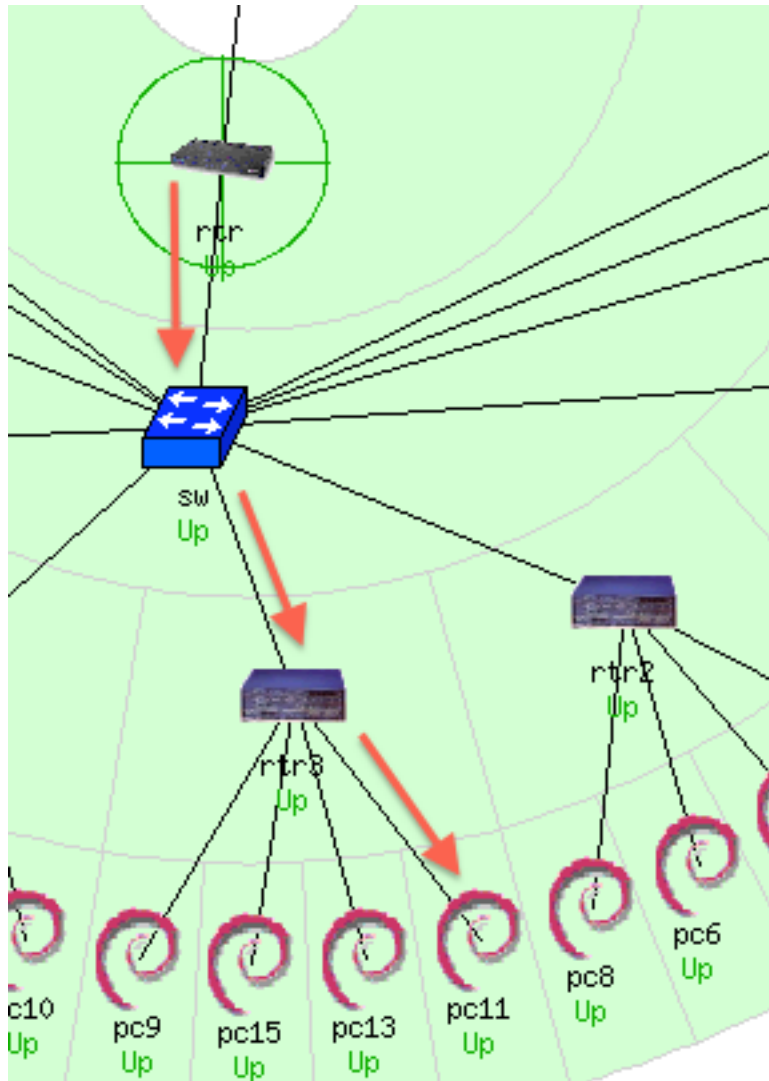
pcs.cfg

```
define host {  
    host_name      pc1  
    alias          pc1 in group 1  
    address        pc1.ws.nsrc.org  
    use            generic-host  
    parents       rtr1 ←  
}
```

parent host

- This means “pc1 is on the far side of rtr1”
- If rtr1 goes down, pc1 is marked “unreachable” rather than “down”
- Prevents a cascade of alerts if rtr1 goes down
- Also allows Nagios to draw cool status map

Another view of configuration



RTR

```
define host {  
    use  
    host_name  
    alias  
    address
```

```
generic-host  
rtr  
Gateway Router  
10.10.0.254 }
```

SW

```
define host {  
    use  
    host_name  
    alias  
    address  
    parents
```

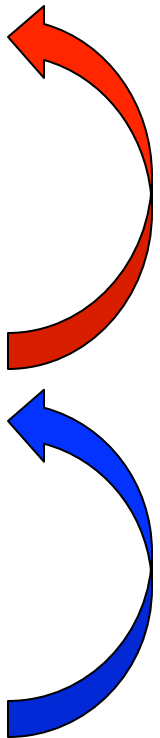
```
generic-host  
sw  
Backbone Switch  
10.10.0.253  
rtr }
```

RTR3

```
define host {  
    use  
    host_name  
    alias  
    address  
    parents
```

```
generic-host  
rtr3  
router 3  
10.10.3.254  
sw }
```

PC11...



Out-of-Band (OOB) notifications

A critical item to remember: an SMS or message system that is independent from your network.

- You can utilize a cell phone connected to the Nagios server, or a USB dongle with SIM card
- You can use packages like:

gammu: <http://wammu.eu/>

gnokii: <http://www.gnokii.org/>

sms-tools: <http://smstools3.kekekasvi.com/>

References

- **Nagios web site**
<http://www.nagios.org/>
- **Nagios plugins site**
<http://www.nagiosplugins.org/>
- *Nagios System and Network Monitoring*, by Wolfgang Barth. Good book about Nagios.
- **Unofficial Nagios plugin site**
<http://nagios.exchange.org/>
- **A Debian tutorial on Nagios**
<http://www.debianhelp.co.uk/nagios.htm>
- **Commercial Nagios support**
<http://www.nagios.com/>

Questions?

?

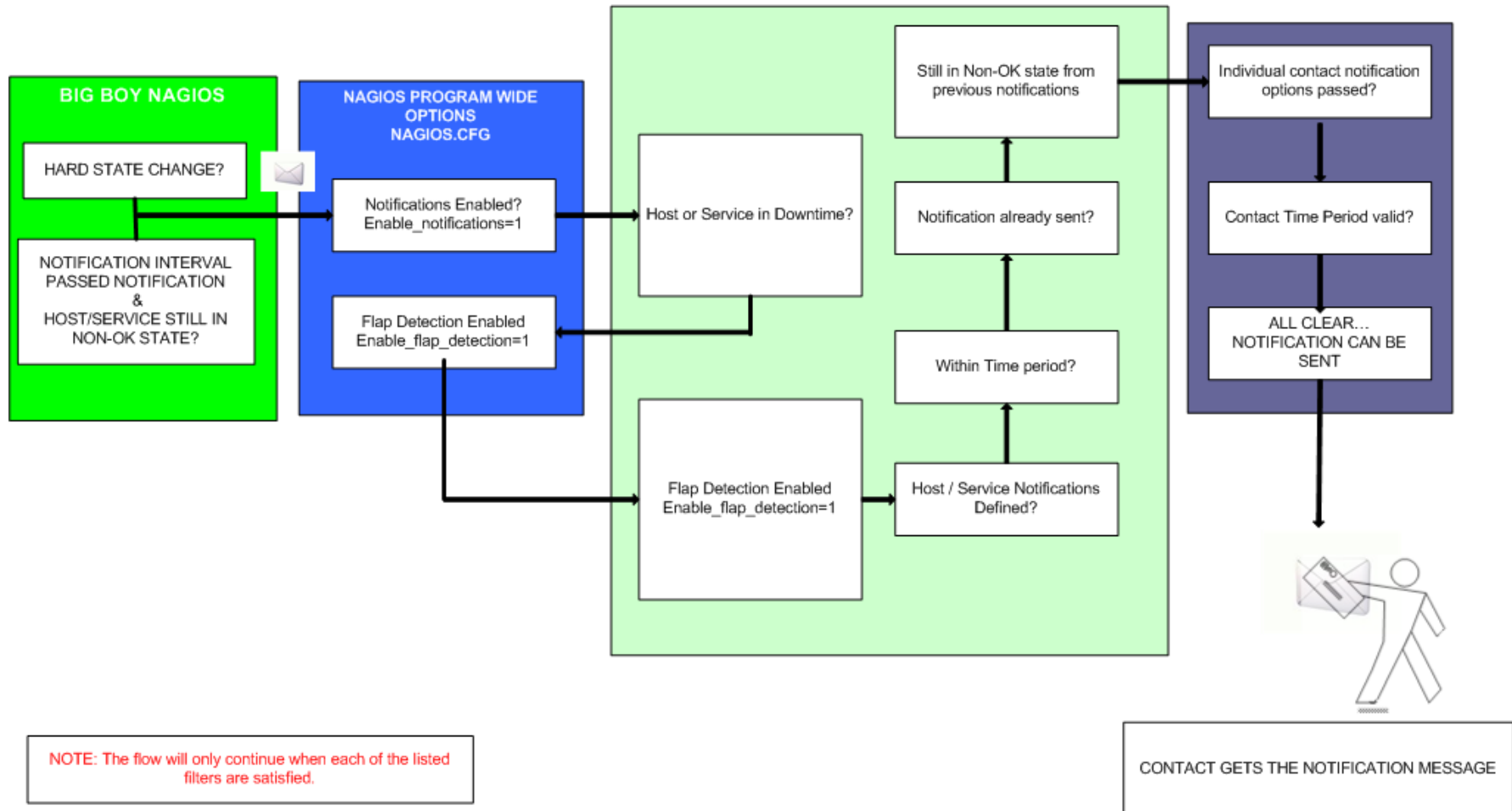
Additional Details

A few additional slides you may find useful or informative...

Features, features, features...

- Allows you to acknowledge an event.
 - A user can add comments via the GUI
- You can define maintenance periods
 - By device or a group of devices
- Maintains availability statistics and generates reports
- Can detect flapping and suppress additional notifications.
- Allows for multiple notification methods:
 - e-mail, pager, SMS, winpopup, audio, etc...
- Allows you to define notification levels for escalation

NAGIOS - NOTIFICATION FLOW DIAGRAM



Notification Options (Host)

Host state:

When configuring a host you can be notified on the following conditions:

- **d:** DOWN
- **u:** UNREACHABLE
- **r:** RECOVERY
- **f:** FLAPPING (start/end)
- **s:** SCHEDULED DOWNTIME (start/end)
- **n:** NONE

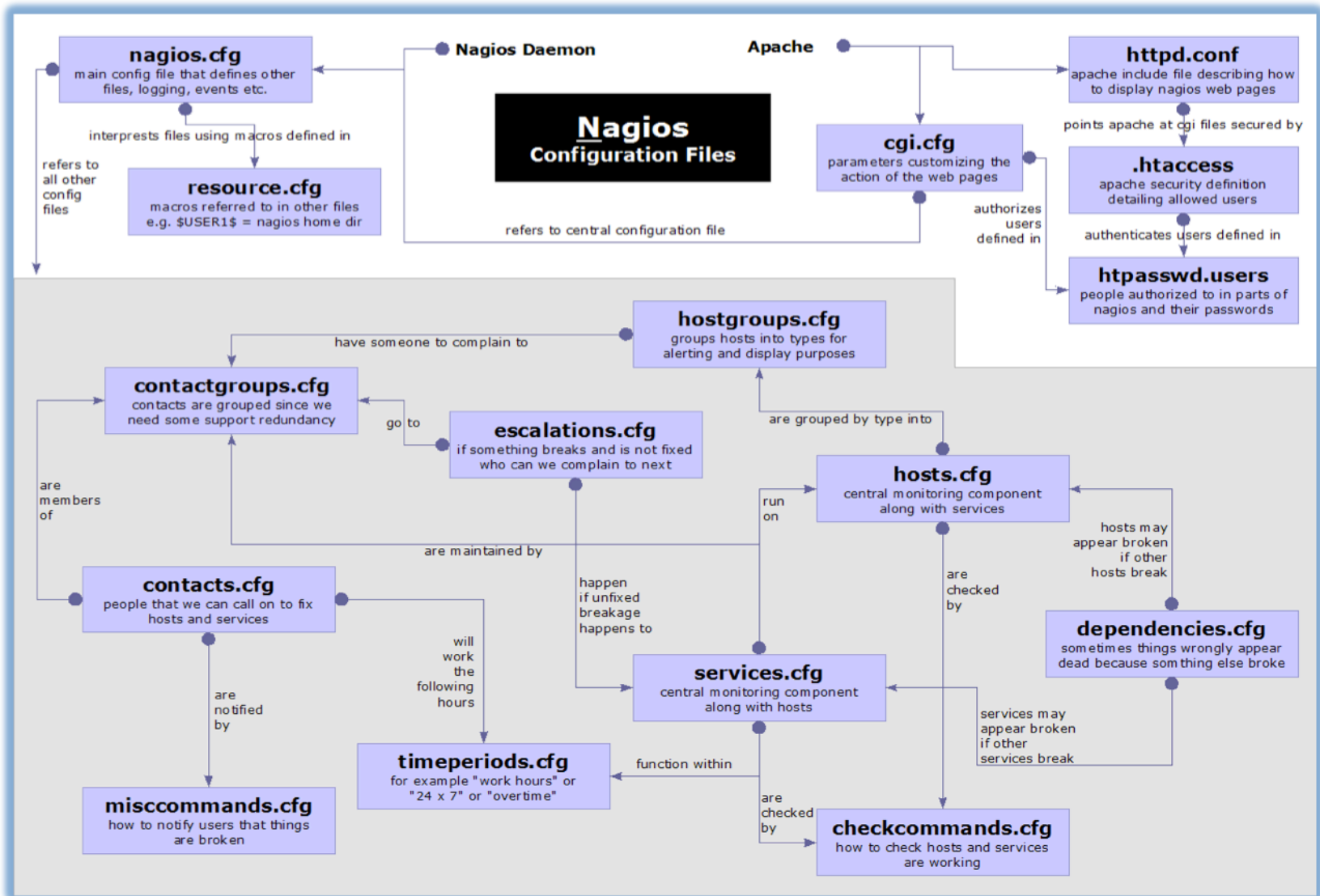
Notification Options (Service)

Service state:

When configuring a service you can be notified on the following conditions:

- **w:** WARNING
- **c:** CRITICAL
- **u:** UNKNOWN
- **r:** RECOVERY
- **f:** FLAPPING (start/end)
- **s:** SCHEDULED DOWNTIME (start/end)
- **n:** NONE

Configuration files (Official)



Debian/Ubuntu config file layout

Located in /etc/nagios3/

Important files include:

- `nagios.cfg` Main configuration file.
- `cgi.cfg` Controls the web interface and security options.
- `commands.cfg` The commands that Nagios uses for notifications.
- `conf.d/*` All other configuration goes here!

Configuration files continued

Under conf.d/*

- `contacts_nagios2.cfg` users and groups
- `extinfo_nagios2.cfg` make your UI pretty
- `generic-host_nagios2.cfg` default host template
- `generic-service_nagios2.cfg` default service template
- `host-gateway_nagios3.cfg` upstream router definition
- `hostgroups_nagios2.cfg` groups of nodes
- `localhost_nagios2.cfg` definition of nagios host
- `services_nagios2.cfg` what services to check
- `timeperiods_nagios2.cfg` when to check who to notify

Configuration files continued

Under conf.d some other possible config files:

- [servicegroups.cfg](#) Groups of nodes and services
- [pcs.cfg](#) (hosts) Sample definition of PCs
- [switches.cfg](#) (hosts) Definitions of switches
- [routers.cfg](#) Definitions of routers (hosts)

Main configuration details

Global settings

File: `/etc/nagios3/nagios.cfg`

- Says where other configuration files are.
- General Nagios behavior:
 - For large installations you should tune the installation via this file.
 - See: *Tunning Nagios for Maximum Performance* http://nagios.sourceforge.net/docs/3_0/tuning.html

CGI configuration

/etc/nagios3/cgi.cfg

- You can change the CGI directory if you wish
- Authentication and authorization for Nagios use:
 - Activate authentication via Apache's .htpasswd mechanism, or using RADIUS or LDAP.
 - Users can be assigned rights via the following variables:
 - authorized_for_system_information
 - authorized_for_configuration_information
 - authorized_for_system_commands
 - authorized_for_all_services
 - authorized_for_all_hosts
 - authorized_for_all_service_commands
 - authorized_for_all_host_commands

Time Periods

This defines the base periods that control checks, notifications, etc.

- Defaults: 24 x 7
- Could adjust as needed, such as work-week only.
- Could adjust a new time period for “outside of regular hours”, etc.

```
# '24x7'
define timeperiod{
    timeperiod_name 24x7
    alias           24 Hours A Day, 7 Days A Week
    sunday          00:00-24:00
    monday          00:00-24:00
    tuesday         00:00-24:00
    wednesday       00:00-24:00
    thursday        00:00-24:00
    friday          00:00-24:00
    saturday        00:00-24:00
}
```

Configuring service/host checks

/etc/nagios-plugins/config/ssh.cfg

```
define command {
    command_name    check_ssh
    command_line    /usr/lib/nagios/plugins/check_ssh '$HOSTADDRESS$'
}

define command {
    command_name    check_ssh_port
    command_line    /usr/lib/nagios/plugins/check_ssh -p '$ARG1$' '$HOSTADDRESS$'
}
```

- Notice the same plugin can be invoked in different ways (“commands”)
- Command and arguments are separated by exclamation marks (!)
- e.g. to check SSH on a non-standard port, you can do it like this:

```
define service {
    hostgroup_name    ssh-servers-2222
    service_description    SSH-2222
    check_command      check_ssh_port!2222
    use                generic-service
}
```

this is \$ARG1\$



Notification commands

Allows you to utilize any command you wish.
We could use this to generate tickets in RT.

```
# 'notify-by-email' command definition
define command{
    command_name        notify-by-email
    command_line         /usr/bin/printf "%b" "Service: $SERVICEDESC$\nHost:
$HOSTNAME$\nIn: $HOSTALIAS$\nAddress: $HOSTADDRESS$\nState: $SERVICESTATE$
\nInfo: $SERVICEOUTPUT$\nDate: $SHORTDATETIME$" | /bin/mail -s
'$NOTIFICATIONTYPE$: $HOSTNAME$/$SERVICEDESC$ is $SERVICESTATE$'
$CONTACTEMAIL$
}
```

```
From: nagios@nms.localdomain
To: router_group@localdomain
Subject: Host DOWN alert for TLD1-RTR!
Date: Thu, 29 Jun 2006 15:13:30 -0700
```

```
Host: gw-rtr
In: Core_Routers
State: DOWN
Address: 192.0.2.100
Date/Time: 06-29-2006 15:13:30
Info: CRITICAL - Plugin timed out after 6 seconds
```


Screen Shots

A few sample screen shots from a Nagios install.

General View

Nagios®

General

- Home
- Documentation

Monitoring

- Tactical Overview**
- Service Detail
- Host Detail
- Hostgroup Overview
- Hostgroup Summary
- Hostgroup Grid
- Servicegroup Overview
- Servicegroup Summary
- Servicegroup Grid
- Status Map
- 3-D Status Map
- Service Problems
 - Unhandled
- Host Problems
 - Unhandled
- Network Outages

Show Host:

- Comments
- Downtime
- Process Info
- Performance Info
- Scheduling Queue

Reporting

- Trends
- Availability
- Alert Histogram
- Alert History
- Alert Summary
- Notifications
- Event Log

Configuration

- View Config

Tactical Monitoring Overview

Last Updated: Thu Sep 3 15:37:09 CDT 2009
Updated every 90 seconds
Nagios® 3.0.2 - www.nagios.org
Logged in as guest


Monitoring Performance


Service Check Execution Time:	0.01 / 4.07 / 0.115 sec
Service Check Latency:	0.02 / 0.25 / 0.117 sec
Host Check Execution Time:	0.01 / 0.13 / 0.018 sec
Host Check Latency:	0.01 / 0.28 / 0.137 sec
# Active Host / Service Checks:	41 / 46
# Passive Host / Service Checks:	0 / 0

Network Outages

0 Outages

Network Health

Host Health: 

Service Health: 

Hosts

0 Down	0 Unreachable	41 Up	0 Pending
--------	---------------	-------	-----------

Services

0 Critical	0 Warning	0 Unknown	46 Ok	0 Pending
------------	-----------	-----------	-------	-----------

Monitoring Features

Flap Detection	Notifications	Event Handlers	Active Checks	Passive Checks
Enabled All Services Enabled No Services Flapping All Hosts Enabled No Hosts Flapping	Enabled All Services Enabled All Hosts Enabled	Enabled All Services Enabled All Hosts Enabled	Enabled All Services Enabled All Hosts Enabled	Enabled All Services Enabled All Hosts Enabled

Host Detail

Nagios®

General

- Home
- Documentation

Monitoring

- Tactical Overview
- Service Detail
- Host Detail**
- Hostgroup Overview
- Hostgroup Summary
- Hostgroup Grid
- Servicegroup Overview
- Servicegroup Summary
- Servicegroup Grid
- Status Map
- 3-D Status Map

- Service Problems
 - Unhandled
- Host Problems
 - Unhandled
- Network Outages

Show Host:

- Comments
- Downtime
- Process Info
- Performance Info
- Scheduling Queue

Reporting

- Trends
- Availability
- Alert Histogram
- Alert History
- Alert Summary
- Notifications
- Event Log

Configuration

- View Config

Current Network Status

Last Updated: Thu Sep 3 14:55:18 CDT 2009
Updated every 90 seconds
Nagios® 3.0.2 - www.nagios.org
Logged in as *guest*

[View Service Status Detail For All Host Groups](#)
[View Status Overview For All Host Groups](#)
[View Status Summary For All Host Groups](#)
[View Status Grid For All Host Groups](#)

Host Status Totals

Up	Down	Unreachable	Pending
41	0	0	0

All Problems	All Types
0	41

Service Status Totals

Ok	Warning	Unknown	Critical	Pending
46	0	0	0	0

All Problems	All Types
0	46

Host Status Details For All Host Groups

Host ↑↓	Status ↑↓	Last Check ↑↓	Duration ↑↓	Status Information
DNS-ROOT	UP	2009-09-03 14:51:41	43d 1h 7m 0s	PING OK - Packet loss = 0%, RTA = 0.33 ms
ISP-DNS	UP	2009-09-03 14:51:41	16d 4h 11m 25s	PING OK - Packet loss = 0%, RTA = 0.29 ms
ISP-RTT	UP	2009-09-03 14:51:51	43d 5h 47m 40s	PING OK - Packet loss = 0%, RTA = 1.24 ms
NOG-TLD1	UP	2009-09-03 14:52:01	1d 0h 10m 56s	PING OK - Packet loss = 0%, RTA = 4.02 ms
NOG-TLD2	UP	2009-09-03 14:52:01	1d 22h 53m 46s	PING OK - Packet loss = 0%, RTA = 2.23 ms
NOG-TLD3	UP	2009-09-03 14:52:11	1d 22h 53m 36s	PING OK - Packet loss = 0%, RTA = 2.62 ms
NOG-TLD4	UP	2009-09-03 14:52:21	1d 22h 53m 36s	PING OK - Packet loss = 0%, RTA = 1.09 ms
NOG-TLD5	UP	2009-09-03 14:52:31	1d 22h 54m 6s	PING OK - Packet loss = 0%, RTA = 5.20 ms
NOG-TLD6	UP	2009-09-03 14:52:31	1d 22h 53m 56s	PING OK - Packet loss = 0%, RTA = 10.49 ms
NOG-TLD7	UP	2009-09-03 14:52:41	1d 22h 53m 56s	PING OK - Packet loss = 0%, RTA = 1.05 ms
NOG-TLD8	UP	2009-09-03 14:52:51	1d 22h 53m 56s	PING OK - Packet loss = 0%, RTA = 1.00 ms
NS1-TLD1	UP	2009-09-03 14:53:01	1d 0h 10m 26s	PING OK - Packet loss = 0%, RTA = 10.19 ms
NS1-TLD2	UP	2009-09-03 14:53:01	1d 22h 53m 56s	PING OK - Packet loss = 0%, RTA = 5.06 ms
NS1-TLD3	UP	2009-09-03 14:53:11	1d 22h 53m 36s	PING OK - Packet loss = 0%, RTA = 1.03 ms
NS1-TLD4	UP	2009-09-03 14:53:21	1d 22h 53m 36s	PING OK - Packet loss = 0%, RTA = 1.15 ms
NS1-TLD5	UP	2009-09-03 14:53:21	1d 22h 54m 6s	PING OK - Packet loss = 0%, RTA = 1.12 ms
NS1-TLD6	UP	2009-09-03 14:53:31	1d 22h 53m 36s	PING OK - Packet loss = 0%, RTA = 1.06 ms
NS1-TLD7	UP	2009-09-03 14:53:41	1d 22h 53m 46s	PING OK - Packet loss = 0%, RTA = 1.11 ms
NS1-TLD8	UP	2009-09-03 14:53:51	1d 22h 53m 36s	PING OK - Packet loss = 0%, RTA = 1.18 ms
TLD1-RTT	UP	2009-09-03 14:53:51	1d 22h 54m 6s	PING OK - Packet loss = 0%, RTA = 2.22 ms
TLD2-RTT	UP	2009-09-03 14:54:01	1d 22h 53m 46s	PING OK - Packet loss = 0%, RTA = 2.38 ms

Host Groups Overview

Nagios®

General

- Home
- Documentation

Monitoring

- Tactical Overview
- Service Detail
- Host Detail
- Hostgroup Overview**
- Hostgroup Summary
- Hostgroup Grid
- Servicegroup Overview
- Servicegroup Summary
- Servicegroup Grid
- Status Map
- 3-D Status Map

Service Problems

- Unhandled

Host Problems

- Unhandled

Network Outages

Show Host:

Comments

Downtime

Process Info

Performance Info

Scheduling Queue

Reporting

- Trends
- Availability
- Alert Histogram
- Alert History
- Alert Summary
- Notifications
- Event Log

Configuration

- View Config

Current Network Status

Last Updated: Thu Sep 3 14:55:28 CDT 2009
Updated every 90 seconds
Nagios® 3.0.2 - www.nagios.org
Logged in as guest

[View Service Status Detail For All Host Groups](#)
[View Host Status Detail For All Host Groups](#)
[View Status Summary For All Host Groups](#)
[View Status Grid For All Host Groups](#)

Host Status Totals

Up	Down	Unreachable	Pending
41	0	0	0
All Problems		All Types	
0		41	

Service Status Totals

Ok	Warning	Unknown	Critical	Pending
46	0	0	0	0
All Problems		All Types		
0		46		

Service Overview For All Host Groups

[TRTI TLD1 Servers, Virtual Machines, Routers \(TLD1\)](#)

Host	Status	Services	Actions
NOC-TLD1	UP	1 OK	
NS1-TLD1	UP	1 OK	
TLD1-RTR	UP	1 OK	
TRTI-TLD1	UP	1 OK	

[TRTI TLD2 Servers, Virtual Machines, Routers \(TLD2\)](#)

Host	Status	Services	Actions
NOC-TLD2	UP	1 OK	
NS1-TLD2	UP	1 OK	
TLD2-RTR	UP	1 OK	
TRTI-TLD2	UP	1 OK	

[TRTI TLD3 Servers, Virtual Machines, Routers \(TLD3\)](#)

Host	Status	Services	Actions
NOC-TLD3	UP	1 OK	
NS1-TLD3	UP	1 OK	
TLD3-RTR	UP	1 OK	
TRTI-TLD3	UP	1 OK	

[TRTI TLD4 Servers, Virtual Machines, Routers \(TLD4\)](#)

Host	Status	Services	Actions
NOC-TLD4	UP	1 OK	
NS1-TLD4	UP	1 OK	
TLD4-RTR	UP	1 OK	
TRTI-TLD4	UP	1 OK	

[TRTI TLD5 Servers, Virtual Machines, Routers \(TLD5\)](#)

Host	Status	Services	Actions
NOC-TLD5	UP	1 OK	
NS1-TLD5	UP	1 OK	
TLD5-RTR	UP	1 OK	
TRTI-TLD5	UP	1 OK	

[TRTI TLD6 Servers, Virtual Machines, Routers \(TLD6\)](#)

Host	Status	Services	Actions
NOC-TLD6	UP	1 OK	
NS1-TLD6	UP	1 OK	
TLD6-RTR	UP	1 OK	
TRTI-TLD6	UP	1 OK	

[TRTI TLD7 Servers, Virtual Machines, Routers \(TLD7\)](#)

Host	Status	Services	Actions
NOC-TLD7	UP	1 OK	
NS1-TLD7	UP	1 OK	

[TRTI TLD8 Servers, Virtual Machines, Routers \(TLD8\)](#)

Host	Status	Services	Actions
NOC-TLD8	UP	1 OK	
NS1-TLD8	UP	1 OK	

[TRTI Management Virtual Machines \(VM-mgmt\)](#)

Host	Status	Services	Actions
DNS-ROOT	UP	1 OK	
ISP-DNS	UP	1 OK	

Service Groups Overview

Nagios®

General

- Home
- Documentation

Monitoring

- Tactical Overview
- Service Detail
- Host Detail
- Hostgroup Overview
- Hostgroup Summary
- Hostgroup Grid
- Servicegroup Overview
- Servicegroup Summary
- Servicegroup Grid
- Status Map
- 3-D Status Map

Service Problems

- Unhandled

Host Problems

- Unhandled

Network Outages

Show Host:

Comments

Downtime

Process Info

Performance Info

Scheduling Queue

Reporting

- Trends
- Availability
- Alert Histogram
- Alert History
- Alert Summary
- Notifications
- Event Log

Configuration

- View Config

Current Network Status

Last Updated: Fri Sep 4 13:29:20 CDT 2009
Updated every 90 seconds
Nagios® 3.0.2 - www.nagios.org
Logged in as guest

[View Service Status Detail For All Service Groups](#)
[View Status Summary For All Service Groups](#)
[View Service Status Grid For All Service Groups](#)

Host Status Totals

























Up	Down	Unreachable	Pending
41	0	0	0
All Problems		All Types	
0		41	

Service Status Totals

























Ok	Warning	Unknown	Critical	Pending
53	0	0	1	0
All Problems		All Types		
1		54		

Service Overview For All Service Groups

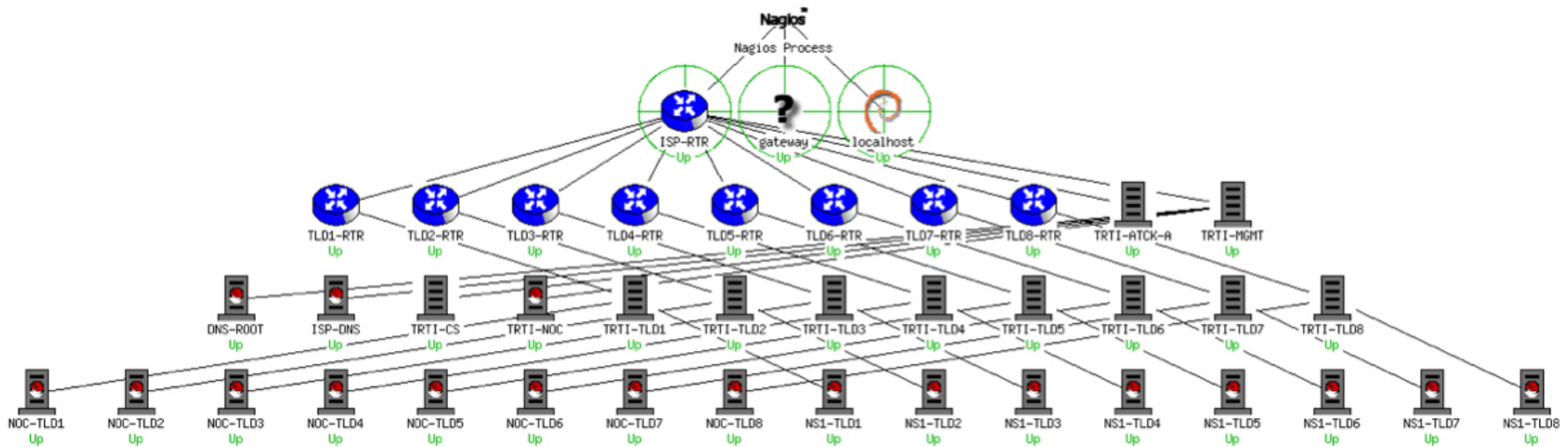
TLD Servers running Nagios (NAGIOS)

Host	Status	Services	Actions
NS1-TLD1	UP	1 OK	  
NS1-TLD2	UP	1 OK	  
NS1-TLD3	UP	1 OK	  
NS1-TLD4	UP	1 OK	  
NS1-TLD5	UP	1 OK	  
NS1-TLD6	UP	1 OK	  
NS1-TLD7	UP	1 OK	  
NS1-TLD8	UP	1 OK	  

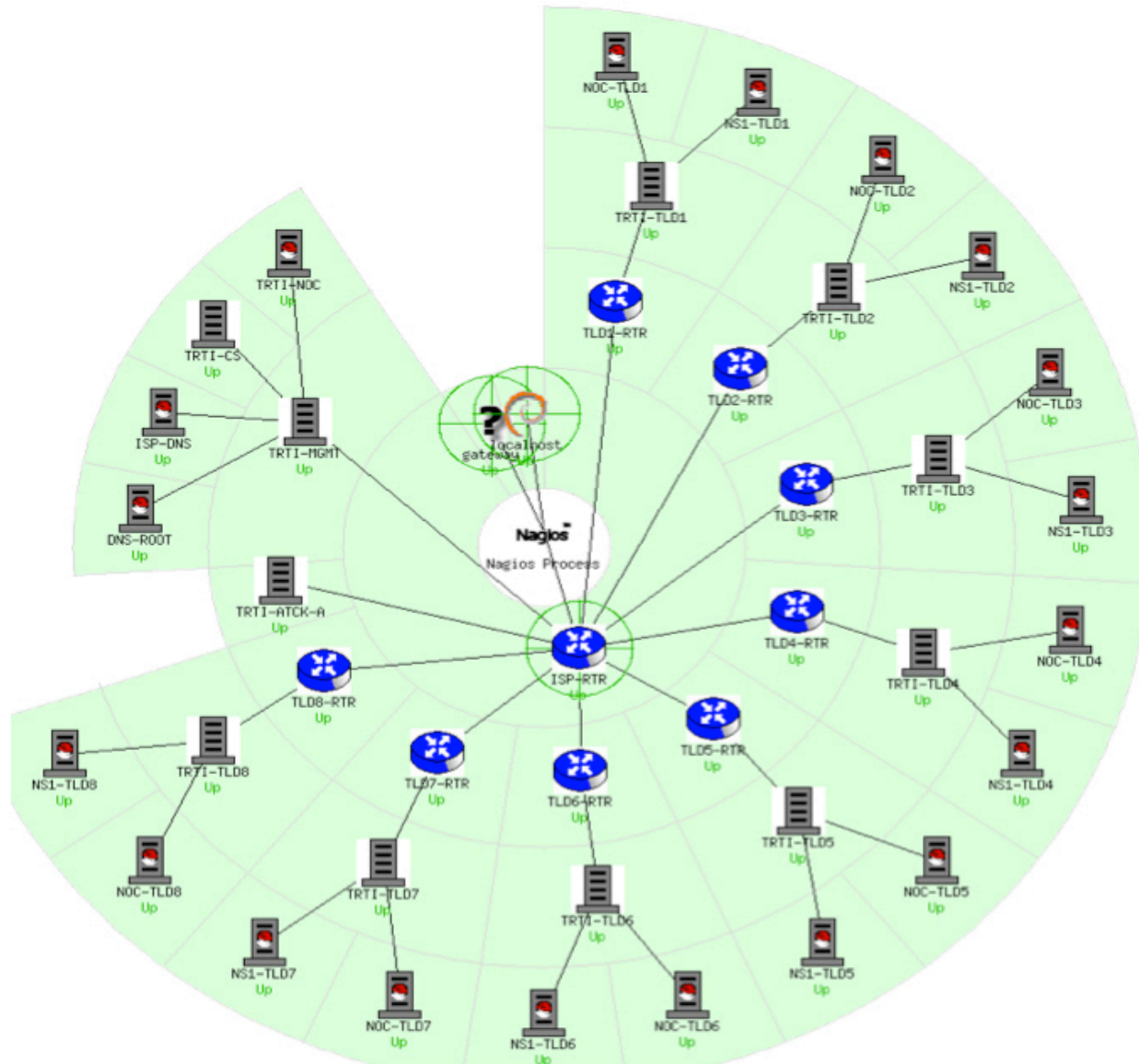
TLD Servers running SSH (SSH)

Host	Status	Services	Actions
NS1-TLD1	UP	1 OK	  
NS1-TLD2	UP	1 CRITICAL	  
NS1-TLD3	UP	1 OK	  
NS1-TLD4	UP	1 OK	  
NS1-TLD5	UP	1 OK	  
NS1-TLD6	UP	1 OK	  
NS1-TLD7	UP	1 OK	  
NS1-TLD8	UP	1 OK	  

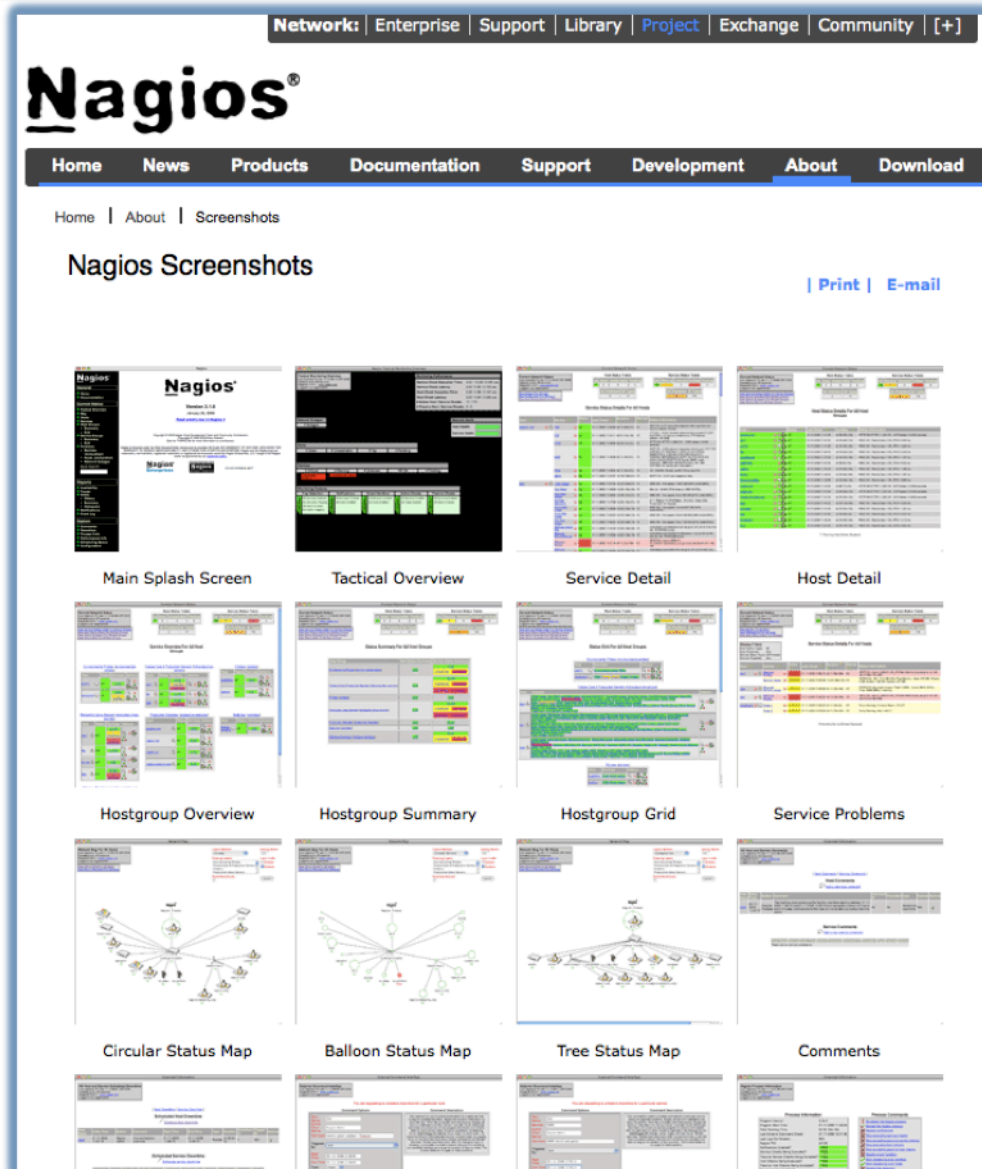
Collapsed tree status map



Marked-up circular status map



More sample screenshots



Many more sample
Nagios screenshots
available here:

<http://www.nagios.org/about/screenshots>