

Network Monitoring & Management

Introduction to SNMP

Mike Jager

Network Startup Resource Center

mike.jager@synack.co.nz



These materials are licensed under the Creative Commons Attribution-NonCommercial 4.0 International license (<http://creativecommons.org/licenses/by-nc/4.0/>)

Overview

- What is SNMP?
- Polling and querying
- OIDs and MIBs
- Traps
- SNMPv3 (Optional)

What is SNMP?

SNMP – Simple Network Management Protocol

- Industry standard, hundreds of tools exist to exploit it
- Present on any decent network equipment

Query/response based: **GET / SET**

- Monitoring generally uses GET

Object Identifiers (OIDs)

- Keys to identify each piece of data

Concept of MIB (Management Information Base)

- Defines a collection of OIDs

What is SNMP?

Typical queries

- Bytes In/Out on an interface, errors
- CPU load
- Uptime
- Temperature or other vendor specific OIDs

For hosts (servers or workstations)

- Disk space
- Installed software
- Running processes

Windows and UNIX have SNMP agents

What is SNMP?

UDP protocol, port 161

Different versions

- V1 (1988) – RFC1155, RFC1156, RFC1157
 - Original specification
- v2 – RFC1901 ... RFC1908 + RFC2578
 - Extends v1, new data types, better retrieval methods (GETBULK)
 - Used is version v2c (simple security model)
- v3 – RFC3411 ... RFC3418 (w/security)

Typically we use SNMPv2 (v2c)

SNMP Roles

Terminology:

- Manager (the monitoring station)
- Agent (running on the equipment/server)

How Does It Work?

Basic commands

- GET (manager -> agent)
 - Query for a value
- GET-NEXT (manager -> agent)
 - Get next value (e.g. list of values for a table)
- GET-RESPONSE (agent -> manager)
 - Response to GET/SET, or error
- SET (manager -> agent)
 - Set a value, or perform action
- TRAP (agent -> manager)
 - Spontaneous notification from equipment (line down, temperature above threshold, ...)

OIDs and MIBs

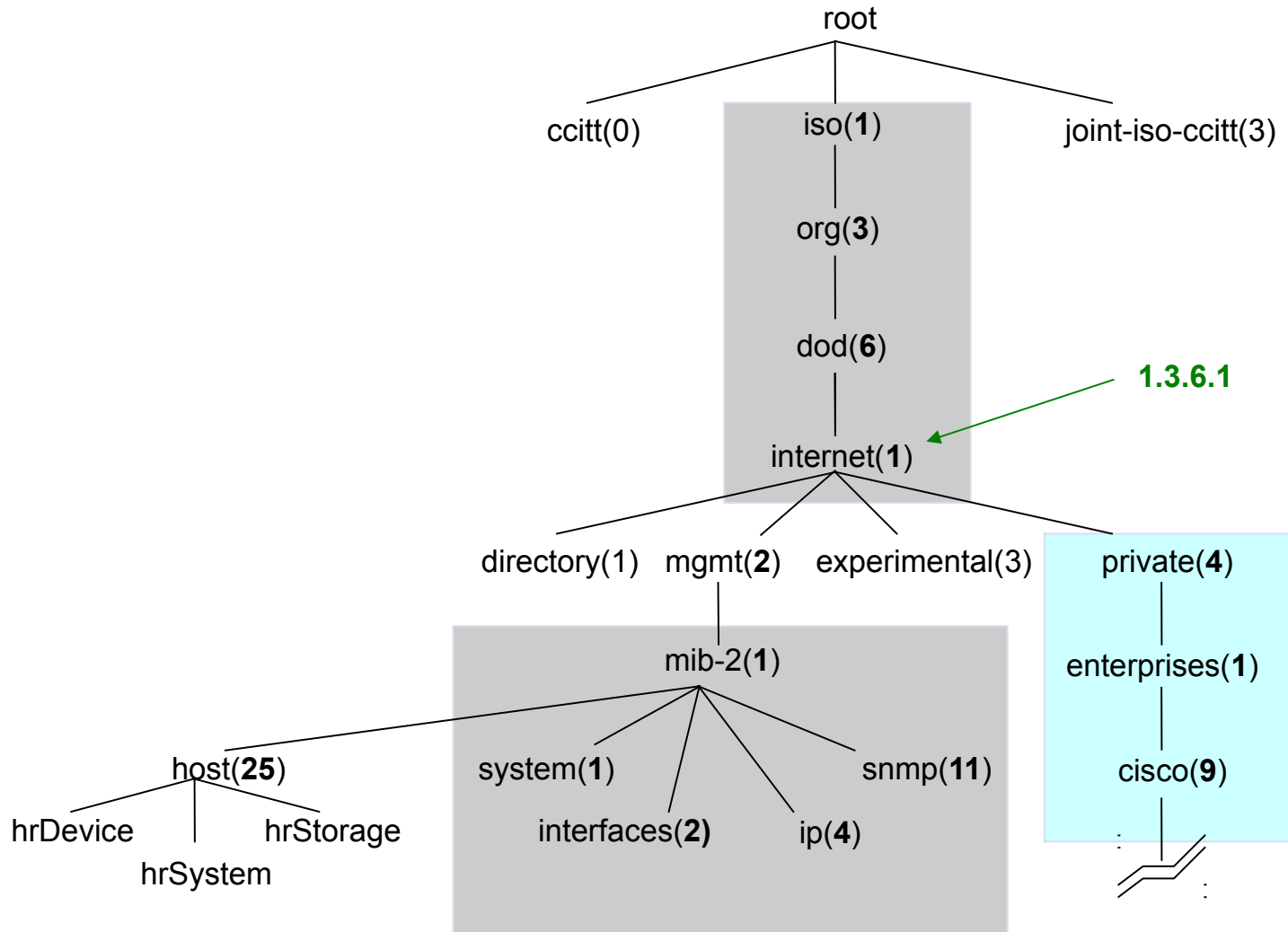
OID: Object Identifier

- A unique key to select an item of data in the device
- The same piece of information is always found at the same OID. That's simple!
- An OID is a variable-length string of numbers, e.g. 1.3.6.1.2.1.1.3
- Allocated hierarchically in a tree to ensure uniqueness (*similar to DNS*)

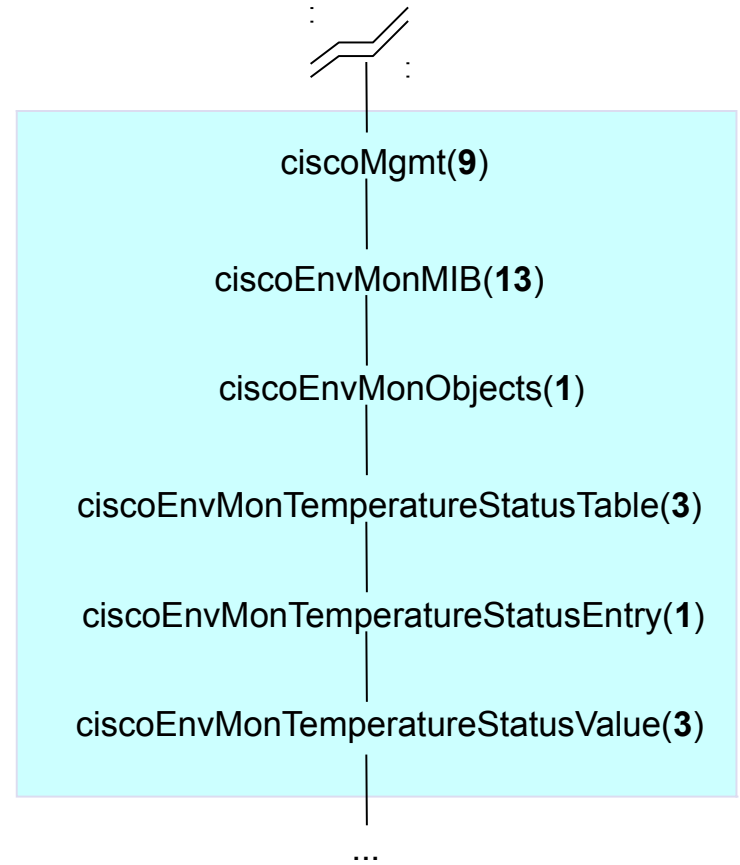
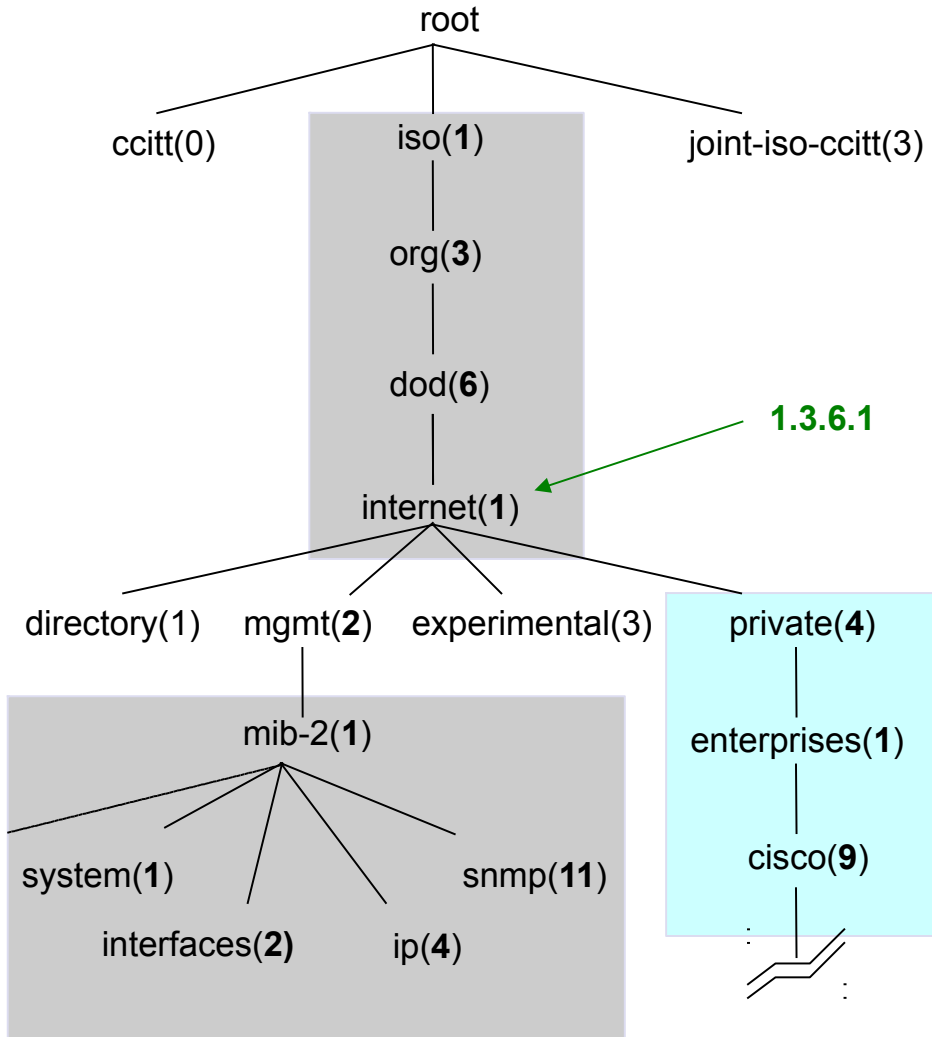
MIB: Management Information Base

- A collection of related OIDs
- A mapping of numeric OIDs to human-readable names

The MIB Tree



The MIB Tree



If Email Addresses Were OIDs

user@nsrc.org

would have been something like:

user@nsrc.enterprises.private.internet.dod.org.iso

user@99999.1.4.1.6.3.1

except that we write the top-most part at the left:

1.3.6.1.4.1.99999.117.115.101.114

Don't worry about the huge tree; What matters is that OIDs are unique

Ensures vendors don't have conflicting OIDs

The numeric OID is what gets sent on the wire

The Internet MIB

- **directory** (1) OSI directory
- **mgmt** (2) RFC standard objects *
- **experimental** (3) Internet experiments
- **private** (4) Vendor-specific *
- **security** (5) Security
- **snmpV2** (6) SNMP internal

* Really only two branches of any interest:

1.3.6.1.2.1 = Standard MIBs

1.3.6.1.4.1 = Vendor-specific (proprietary) MIBs

OIDs and MIBs

- Read from left to right
- OID components separated by '.'
 - 1.3.6.1.4.1.9. . . .
- Each OID corresponds to a label
 - .1.3.6.1.2.1.1.5 => sysName
- The complete path:
 - .iso.org.dod.internet.mgmt.mib-2.system.sysName
- How do we convert OIDs to Labels (and vice versa?)
 - Use of MIBs files!

MIB Files

- MIB files define the objects that can be queried, including:
 - Object name
 - Object description
 - Data type (integer, text, list)
- MIB files are structured text, using ASN.1
- Standard MIBs include:
 - MIB-II – (RFC1213) – a group of sub-MIBs
 - HOST-RESOURCES-MIB (RFC2790)

MIBs - Sample

```
sysUpTime OBJECT-TYPE
    SYNTAX      TimeTicks
    ACCESS      read-only
    STATUS      mandatory
    DESCRIPTION
        "The time (in hundredths of a second) since the
        network management portion of the system was last
        re-initialized."
    ::= { system 3 }
```

sysUpTime OBJECT-TYPE

This defines the object called `sysUpTime`.

SYNTAX TimeTicks

This object is of the type `TimeTicks`. Object types are specified in the SMI we mentioned a moment ago.

ACCESS read-only

This object can only be read via SNMP (i.e., `get-request`); it cannot be changed (i.e., `set-request`).

STATUS mandatory

This object must be implemented in any SNMP agent.

DESCRIPTION

A description of the object

```
::= { system 3 }
```

The `sysUpTime` object is the third branch off of the `system` object group tree.

MIB Files

MIB files also make it possible to interpret a returned value from an agent

- For example, the status for a fan could be 1,2,3,4,5,6 – what does it mean ?

MIBs Sample

```
CiscoEnvMonState ::= TEXTUAL-CONVENTION
```

```
STATUS current
```

```
DESCRIPTION
```

```
"Represents the state of a device being monitored.
```

```
Valid values are:
```

```
normal(1):          the environment is good, such as low  
                    temperature.
```

```
warning(2):         the environment is bad, such as temperature  
                    above normal operation range but not too  
                    high.
```

```
critical(3):        the environment is very bad, such as  
                    temperature much higher than normal  
                    operation limit.
```

```
shutdown(4):        the environment is the worst, the system  
                    should be shutdown immediately.
```

```
notPresent(5):      the environmental monitor is not present,  
                    such as temperature sensors do not exist.
```

```
notFunctioning(6):  the environmental monitor does not  
                    function properly, such as a temperature  
                    sensor generates a abnormal data like  
                    1000 C.
```

Querying SNMP Agent

Some typical commands for querying:

- snmpget
- snmpwalk
- snmpstatus
- snmptable

Syntax:

```
snmpXXX -c community -v1 host [oid]
```

```
snmpXXX -c community -v2c host [oid]
```

Querying SNMP Agent

Let's take an example

```
-snmpstatus -c NetManage -v2c  
10.10.0.254
```

```
-snmpget -c NetManage -v2c  
10.10.0.254 ifNumber.0
```

```
-snmpwalk -c NetManage -v2c  
10.10.0.254 ifDescr
```

Querying SNMP Agent

Community:

- A string (password) to define whether querying manager will have RO (read only) or RW (read write) access
- This is the simplest form of authentication in SNMP

OID

- A value, for example, .1.3.6.1.2.1.1.5.0
- or its name equivalent: sysName.0

Let's ask the system's name (using OID above)

- Why the .0? What do you notice?

SNMP Failure: No Response

The device might be offline or unreachable

The device might not be running an SNMP agent

The device might be configured with a different community string

The device might be configured to refuse SNMP queries from your IP address

In all of these cases you will get no response

Coming Up In Our Exercises

- Using `snmpwalk`, `snmpget`
 - Config file: `/etc/snmp/snmp.conf`
- Running Linux SNMP agent (*daemon*)
 - Config file: `/etc/snmp/snmpd.conf`
- Loading MIBs
- Configuring SNMPv3 (optional)

References

- *Essential SNMP* (O'Reilly Books) Douglas Mauro, Kevin Schmi
- *Basic SNMP at Cisco*
<http://www.cisco.com/warp/public/535/3.html>
http://www.cisco.com/univercd/cc/td/doc/cisintwk/ito_doc/snmp.htm
- Wikipedia:
http://en.wikipedia.org/wiki/Simple_Network_Management_Protocol
- IP Monitor MIB Browser http://support.ipmonitor.com/mibs_byoidtree.aspx
Cisco MIB browser: <http://tools.cisco.com/Support/SNMP/do/BrowseOID.do>
- Open Source Java MIB Browser <http://www.kill-9.org/mbrowse>
<http://www.dwipal.com/mibbrowser.htm> (Java)
- SNMP Link – collection of SNMP resources <http://www.snmplink.org/>
- Net-SNMP Open Source SNMP tools <http://net-snmp.sourceforge.net/>
- Integration w/ Nagios <http://www.cisl.ucar.edu/nets/tools/nagios/SNMP-traps.html>

Optional Materials

SNMP Version 3

SNMP and Security

- SNMP versions 1 and 2c are insecure
- SNMP version 3 created to fix this
- Components
 - Dispatcher
 - Message processing subsystem
 - Security subsystem
 - Access control subsystem

SNMP Version 3 (SNMPv3)

The most common module is based in user, or a “User-based Security Model”

- **Authenticity and integrity:** Keys are used for users and messages have digital signatures generated with a hash function (MD5 or SHA)
- **Privacy:** Messages can be encrypted with secret-key (private) algorithms (DES)
- **Temporary validity:** Utilizes a synchronized clock with a 150 second window with sequence checking.

Security Levels

noAuthPriv

- No authentication, no privacy

authNoPriv

- Authentication with no privacy

authPriv

- Authentication with privacy

Cisco SNMPv3 Configuration

```
snmp-server view vista-ro internet included
snmp-server group ReadGroup v3 auth read vista-ro
snmp-server user admin ReadGroup v3 auth md5 xk122r56
```

Or alternatively:

```
snmp-server user admin ReadGroup v3 auth md5 xk122r56   priv
des56 D4sd#rr56
```

Net SNMP SNMPv3 Configuration

```
# apt-get install snmp snmpd
```

```
# net-snmp-config --create-snmpv3-user -a "xk122r56" admin  
  /usr/sbin/snmpd
```

```
# snmpwalk -v3 -u admin -l authNoPriv -a MD5 -A "xk122r56" 127.0.0.1
```