

Network Monitoring & Management

Measuring Delay with Smokeping

Network Startup Resource Center
www.nsrc.org



These materials are licensed under the Creative Commons Attribution-NonCommercial 4.0 International license
(<http://creativecommons.org/licenses/by-nc/4.0/>)

Introduction

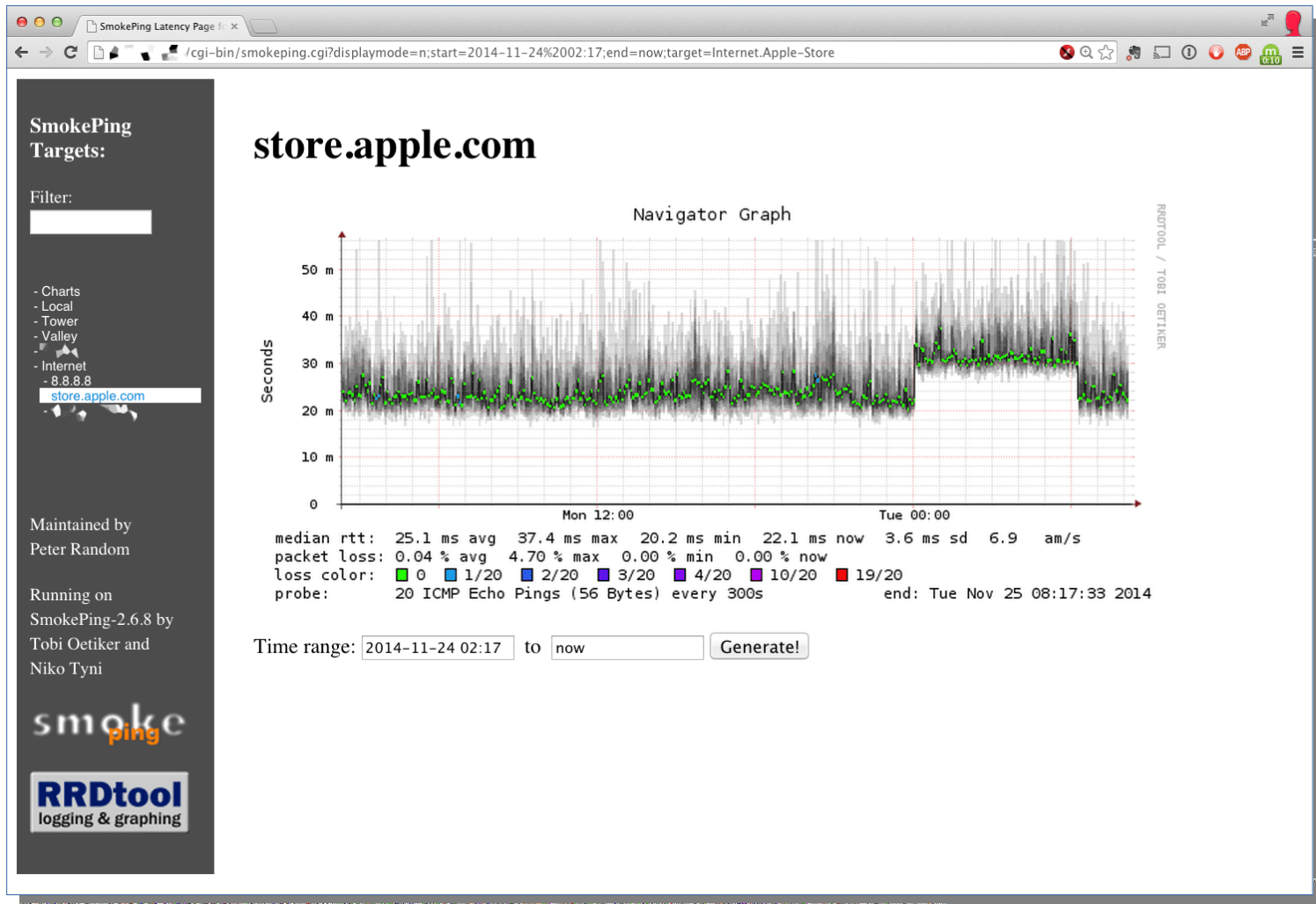
- SmokePing keeps track of your network latency:
- Best of breed latency visualization.
- Interactive graph explorer.
- Wide range of latency measurement plugins.
- Master/Slave System for distributed measurement.
- Highly configurable alerting system.
- Live Latency Charts with the most 'interesting' graphs.
- Free and OpenSource Software written in Perl written by Tobi Oetiker, the creator of MRTG and RRDtool



Technical Introduction

- Based on RRDTool (the same author)
- Measures ICMP delay & status of services like:
 - HTTP, DNS, SMTP, SSH, LDAP, and more
- Define ranges on statistics and generate alarms
- Written in Perl for portability
- Easy to install - harder to configure

The Smoke & The Pings

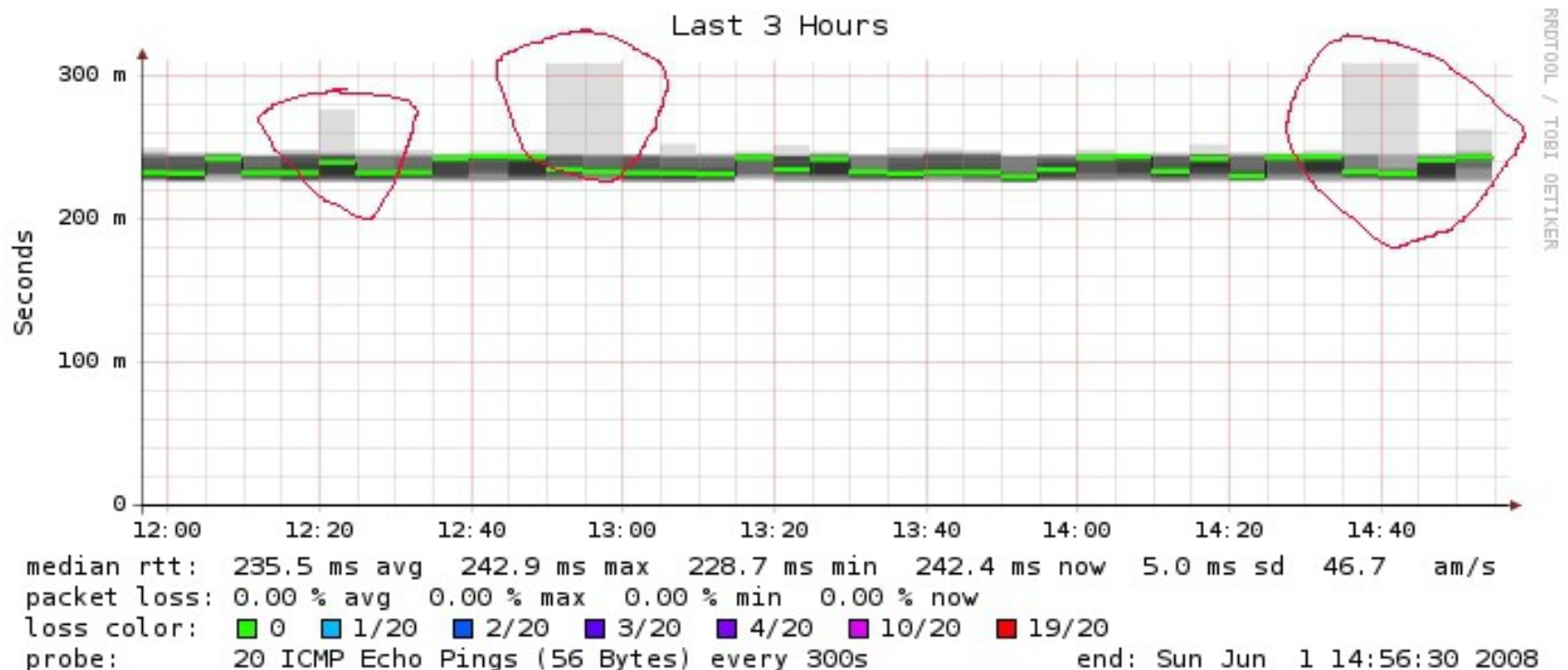


How To Read Smokeping Graphs

- Smokeping sends multiples tests (pings), makes note of RTT, orders these and selects the median.
- The different values of RTT are shown graphically as lighter and darker shades of grey (the “smoke”). This conveys the idea of variable round trip times or *jitter*.
- The number of lost packets (if any) changes the color of the horizontal line across the graph.

Example: African Network Operators Group

African Network Operators Group



What Makes It Tick

The following packages:

- **rrdtool** <http://oss.oetiker.ch/rrdtool/>
- **fping** <http://www.fping.com/>
- **echoping** <http://echoping.sourceforge.net/>
- **speedyCGI** <http://www.daemoninc.com/SpeedyCGI/>
- **Apache** <http://httpd.apache.org/>
- **Perl** <http://www.perl.org/>



Smokeping Installation

- **Debian/Ubuntu:**
- apt-get install smokeping
- Configure **/etc/smokeping/config.d/***
- Change Smokeping's appearance here:
 - **/etc/smokeping/basepage.html**
- Restart the service:
 - service smokeping {start|stop|restart|reload}

Smokeping Installation

You will find Smokeping running here:

<http://srvX.campusX.ws.nsrc.org/cgi-bin/smokeping.cgi>

SmokePing
Targets:

Filter:

Charts
- Local

Maintained by
Joe Random

Running on
SmokePing-2.3.6 by
Tobi Oetiker and
Niko Tyni

smoke
ping

RRDtool
logging & graphing

Network Latency Grapher

Welcome to the SmokePing website of 'A poorly maintained site running Debian.'

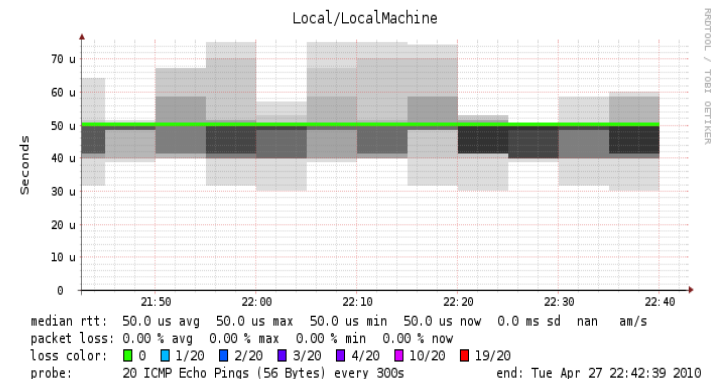
SmokePing
Targets:

Filter:

Charts
- Loss
- by Max
- by Median
- Std Deviation
- Local

The most interesting destinations

Top Standard Deviation



Configuration

Smokeping configuration files in Ubuntu:

```
/etc/smokeping/config.d/Alerts  
/etc/smokeping/config.d/Database  
/etc/smokeping/config.d/General  
/etc/smokeping/config.d/pathnames  
/etc/smokeping/config.d/Presentation  
/etc/smokeping/config.d/Probes  
/etc/smokeping/config.d/Slaves  
/etc/smokeping/config.d/Targets
```

Generally we spend most of our time in
Alerts, General, Probes and Targets.

Configuration: General

To be updated:

- owner → NOC
- contact → sysadm@srvX.campusX.ws.nsrc.org
- cgiurl → <http://srvX.campusX.ws.nsrc.org/cgi-bin/smokeping.cgi>
- mailhost → localhost
- syslogfacility → local5

```
*** General ***

owner      = NOC
contact    = sysadm@srvN.campusN.ws.nsrc.org
mailhost    = localhost
# NOTE: do not put the Image Cache below cgi-bin
# since all files under cgi-bin will be executed ... this is not
# good for images.
cgiurl      = http://srvN.campusN.ws.nsrc.org/cgi-bin/smokeping.cgi
# specify this to get syslog logging
syslogfacility = local5
# each probe is now run in its own process
# disable this to revert to the old behaviour
# concurrentprobes = no

@include /etc/smokeping/config.d/pathnames
```

Configuration: Targets

- Where we spend most of our time configuring Smokeping.
- Web menu hierarchy defined by “+”, “++”, etc.
- Each new *probe* statement resets the default probe in use.
- Probes have defaults set in the Probes config file. These can be overridden in Targets.

```
*** Targets ***

probe = FPing

menu = Top
title = Network Latency Grapher

+ UO
menu = University of Oregon
title = UO webserver
host = www.uoregon.edu

+ NSRC
menu = NSRC
title = Network Startup Resource Center
host = www.nsrc.org

++ HTTP
menu = HTTP
probe = EchoPingHttp

+++ www
menu = NSRC web
host = www.nsrc.org

++ DNS
menu = DNS
probe = DNS

+++ dns
menu = NSRC DNS
host = www.nsrc.org
```

Target Entry

Submenu depth (+ = top level, ++ = 2nd level, +++ = 3rd level...)

RRD filename on disk: **UO.rrd**

Must not contain spaces!

Label in left-side menu

Label at top of screen

The actual hostname
(or IP address) to test

```
+ UO
menu = University of Oregon
title = UO webserver
host = www.uoregon.edu
```

Configuration: Targets Example

Targets file below produces the following default SmokePing page:

```
*** Targets ***

probe = FPing

menu = Top
title = Network Latency Grapher
remark = SmokePing Latency Monitoring \
        Network Monitoring and Management Workshop

+ Local

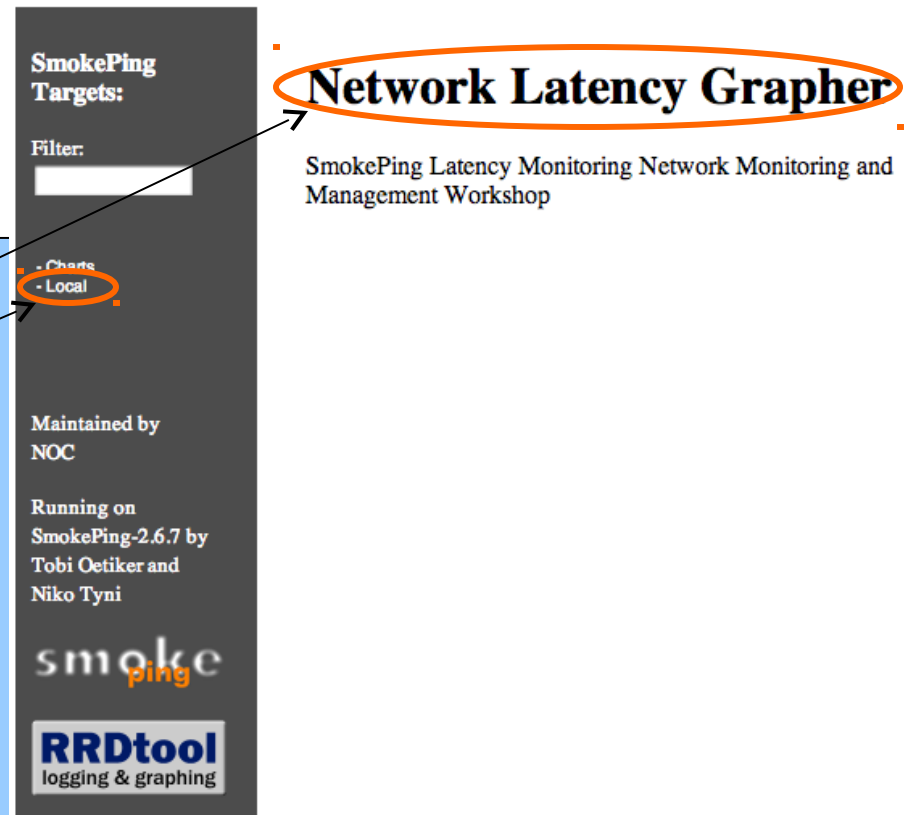
menu = Local
title = Local Network

++ LocalMachine

menu = Local Machine
title = This host
host = localhost

++ NSRC

menu = Network Startup Resource Center
title = Latency to Network Startup Resource Center
host = nsrc.org
```



Configuration: Targets Example

Clicking on “Local” in the previous slide gives us:

SmokePing Targets:

Filter:

Charts

- Local
- Local Machine
- Network Startup Resource Center

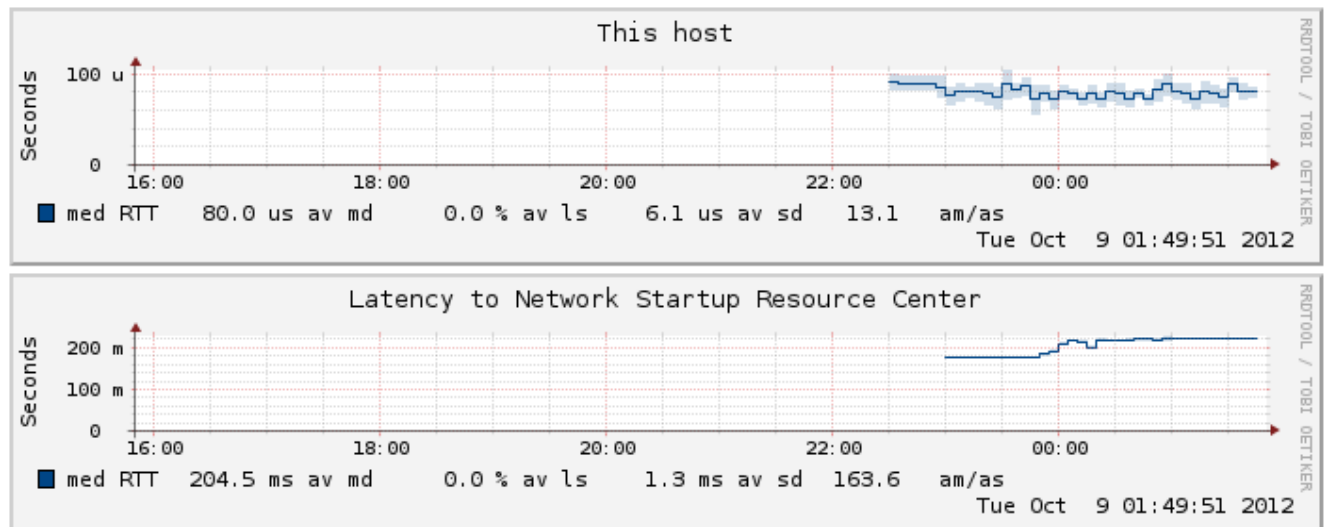
Maintained by
NOC

Running on SmokePing-2.6.7
by Tobin Oetiker and Niko Tyni

smoke
ping

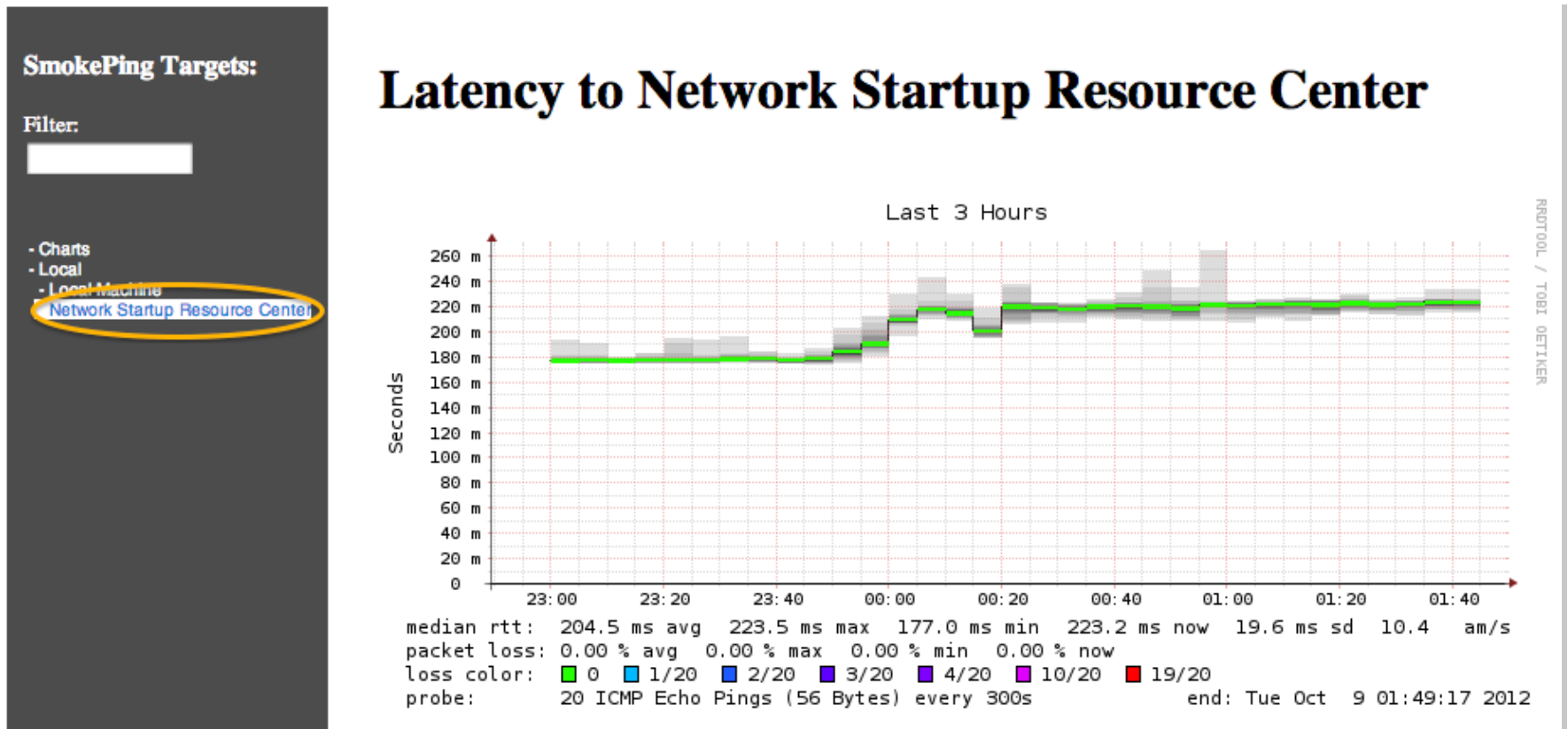
RRDtool
logging & graphing

Local Network



Configuration: Targets Example

Clicking “Network Startup Resource Center” in the previous slides gives us:



Hierarchy in Targets File → Web UI

```
*** Targets ***

probe = FPing

menu = Top
title = Network Latency Grapher
remark = SmokePing Latency Monitor... \
        Network Monitoring and Mana...

+ Local

menu = Local
title = Local Network

++ LocalMachine

menu = Local Machine
title = This host
host = localhost

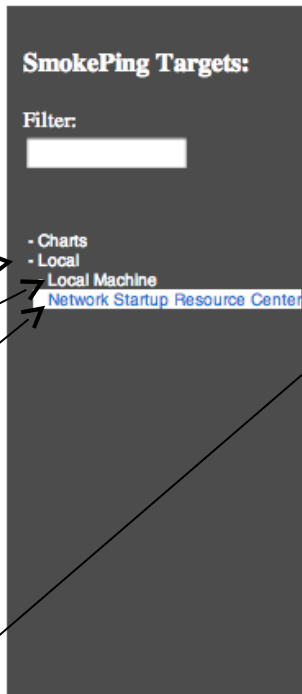
++ NSRC

menu = Network Startup Resource Center
title = Latency to Network Startup Re...
host = nsrc.org
```

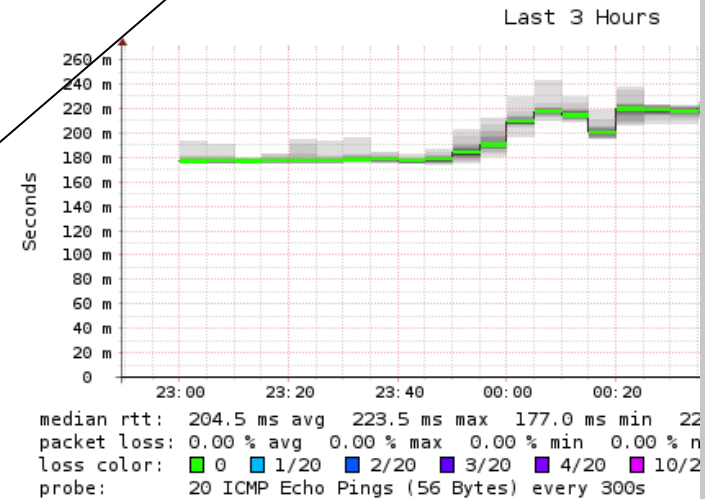
1st level

2nd level

2nd level



Latency to Network Startup Resource Center



```
+ Local → /var/lib/smokeping/Local
++ LocalMachine → /var/lib/smokeping/Local/LocalMachine.rrd
++ NSRC → /var/lib/smokeping/Local/NSRC.rrd
```

Configuration: Alerts

- Very flexible. Create your own type of alert.
- Send alerts to ticket queues (RT using rt-mailgate, for instance)
- Complex to understand. Read the Alerts section of the Smokeping docs:
http://oss.oetiker.ch/smokeping/doc/smokeping_config.en.html

```
*** Alerts ***
to = root@localhost
from = smokeping-alert@localhost

+someloss
type = loss
# in percent
pattern = >0%,*12*,>0%,*12*,>0%
comment = loss 3 times in a row over 12 samples
```

This could go to a ticketing queue instead.

Target

```
++ LocalMachine
menu = localhost
title = This host
host = localhost
alerts = startloss,someloss,bigloss,rttdetect
```

Configuration: Probes

Smokeping is installed with a number of additional probes. They must, however, be specified here – including their default behaviors.

```
*** Probes ***


+ FPing
binary = /usr/sbin/fping

+ DNS
binary = /usr/bin/dig
lookup = nsrc.org
pings = 5
step = 180

+ EchoPingHttp
binary = /usr/bin/echoping
ignore_cache = yes
pings = 5
url = /

+ EchoPingHttps
binary = /usr/bin/echoping
pings = 5
url = /

+ EchoPingSmtip
binary = /usr/bin/echoping
forks = 5
```



Use the DNS probe to verify that your services are available and responding as expected.

We use "nsrc.org" as a sample hostname to lookup, to verify that the DNS works.

Note: Initial Probes file only has FPing defined.

Default Probe: fping

- **Probing for delay and jitter (ping)**
- **Entry belongs in the Targets file**

Network Latency

```
probe = FPing
```

```
...
```

```
++ LocalMachine
```

```
menu = localhost
```

```
title = This host
```

```
host = localhost
```

Probe: DNS Check

In /etc/smokeping/config.d/Targets:

DNS Latency

++ DNS

probe = DNS

menu = External DNS Check

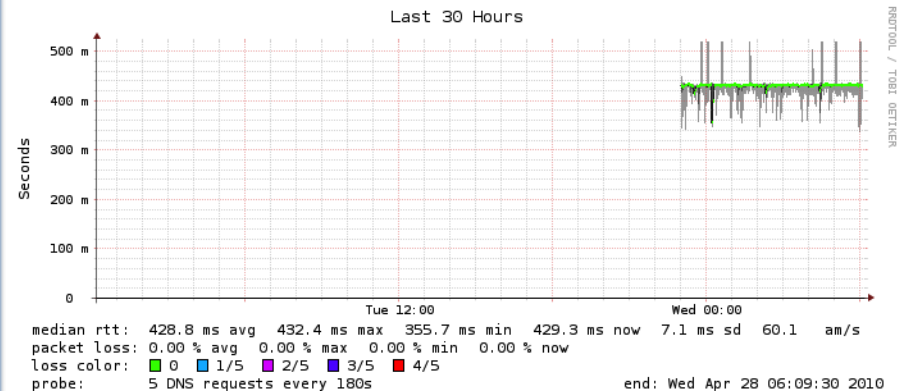
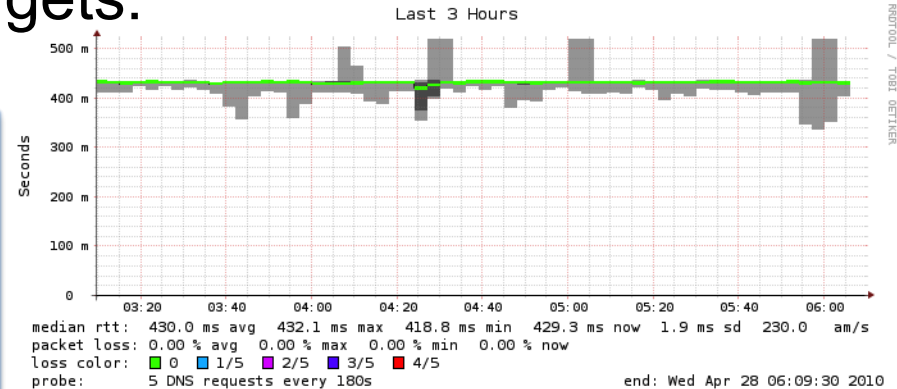
title = DNS Latency

+++ GoogleA

menu = 8.8.8.8

Title = DNS Latency GoogleA

host = google-public-dns-
a.google.com



More Types of Probes:

More information available here:

<http://oss.oetiker.ch/smokeping/probe/index.en.html>

A few more probes...

- DNS
- CiscoRTTMonDNS
- Radius
- HTTP(S)
- CiscoRTTMonTcpCon
- IOS
- LDAP
- Tacacs
- FPing6
- Whois
- WebProxyFilter
- Etc.
- SMTP
- WWW-Cache

Configuration: Pathnames

Normally you should not need to update this file:

```
sendmail = /usr/sbin/sendmail  
imgcache = /var/cache/smokeping/images  
imgurl   = ../smokeping/images  
datadir  = /var/lib/smokeping  
piddir   = /var/run/smokeping  
smokemail = /etc/smokeping/smokemail  
tmail    = /etc/smokeping/tmail
```

Configuration: Presentation

- If you wish to customize Smokeping's look and feel you can edit the file `/etc/smokeping/basepage.html`

```
*** Presentation ***

template = /etc/smokeping/basepage.html
charset  = utf-8

+ charts

menu = Charts
title = The most interesting destinations

++ stddev
sorter = StdDev(entries=>4)
title = Top Standard Deviation
menu = Std Deviation
format = Standard Deviation %f

++ max
sorter = Max(entries=>5)
title = Top Max Roundtrip Time
menu = by Max
format = Max Roundtrip Time %f seconds
```


Configuration: Database

- Defines how RRDtool will save data in Round Robin Archives (RRAs)
- By default each step is 300 seconds (5 minutes).
- You cannot trivially change the step setting once data has been collected.
- Find details on each column in the database section of the online docs:

http://oss.oetiker.ch/smokeping/doc/smokeping_config.en.html

```
*** Database ***

step      = 300
pings     = 20

# consfn mrhb steps total

AVERAGE  0.5   1   1008
AVERAGE  0.5  12  4320
    MIN    0.5  12  4320
    MAX    0.5  12  4320
AVERAGE  0.5 144   720
    MAX    0.5 144   720
    MIN    0.5 144   720
```

consfn: Consolidation function

mrhb: Percent of consolidated steps that must be known to warrant an entry.

steps: How many steps to consolidate for each entry in the RRA.

total: Total number of rows to keep in the RRA. Use rows and steps to determine time data will be saved.

12 steps = 12 x 300 sec = 1 hour
4320 rows = 4320 hours = **180 days**

Configuration: Slaves

Smokeping slave servers allow for multi-viewpoint monitoring and graphing of the same services, machines or links. Details here:

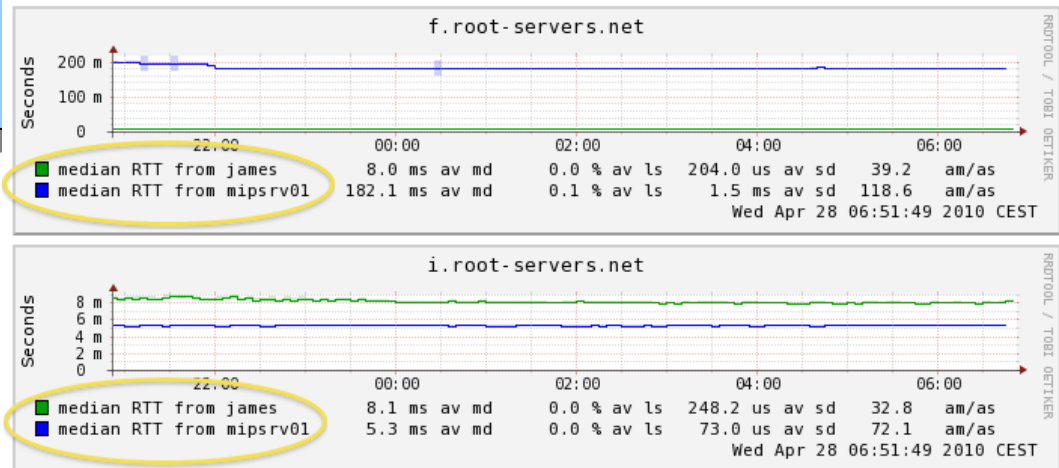
http://oss.oetiker.ch/smokeping/doc/smokeping_master_slave.en.html

```
*** Slaves ***
secrets=/etc/smokeping/smokeping_secrets
#+boomer
#display_name=boomer
#color=0000ff

#+slave2
#display_name=another
#color=00ff00
```

Externally monitor
your network!

Root Name Server System



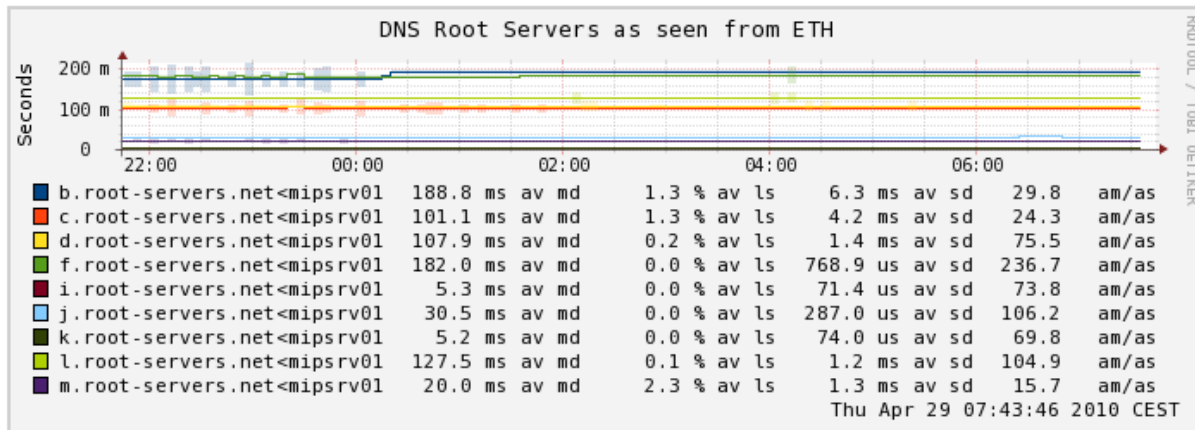
Multi-Host Graphing

Solve the issue of multiple hosts, one probe and missing differences in the Y axis (time):

http://oss.oetiker.ch/smokeping/doc/smokeping_examples.en.html

```
+++MultihostRouters
menu = MutihostRouters
title = Combined Router Results
host = /Local/Routers/gw /Local/Routers/rtr1
      /Local/Routers/rtr2
```

Sample configuration



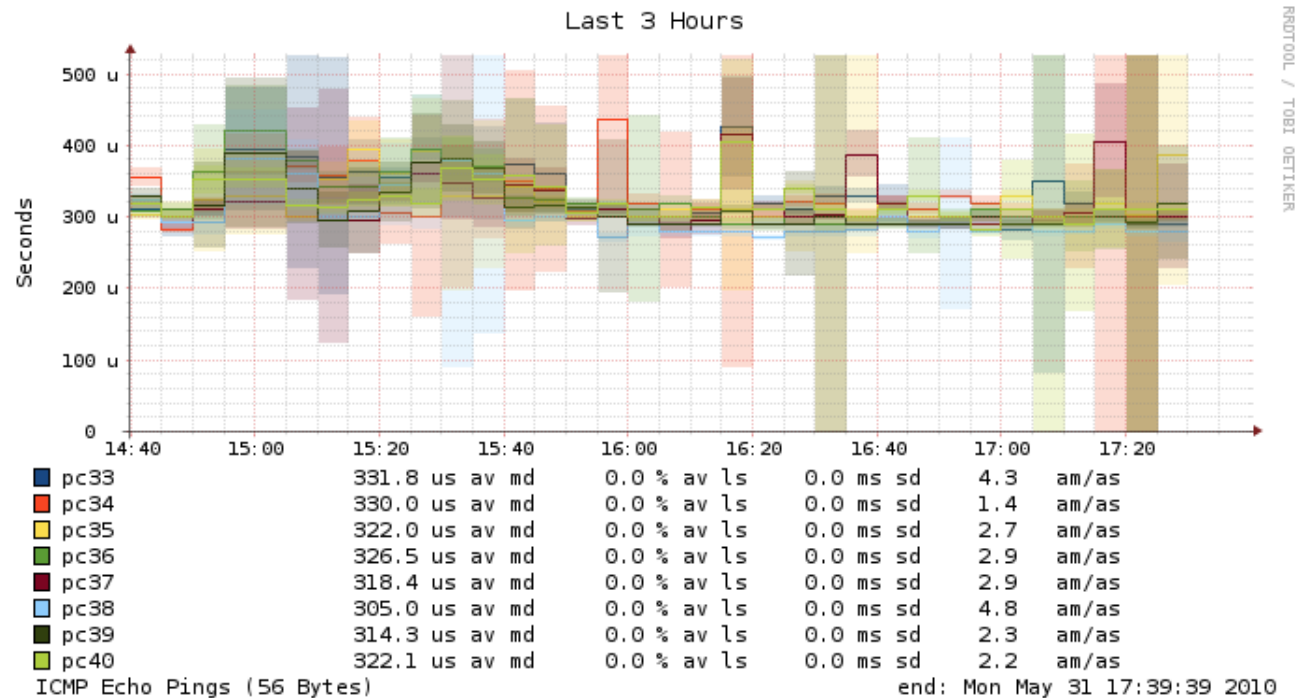
Example: Multi-Host Graph

SmokePing Targets:

Filter:

- Charts
- Local
- Ping Check Tutorial
- Web Check Tutorial
- Router Ping Check
- Switch Ping Check
- MultiHost Ping Row1
- MultiHost Ping Row2**
- DNS Check Tutorial

Consolidated Ping Response Time



Smokeping Summary

- Simple but powerful network monitoring
- Monitor machines, services and link health
- Distributed instances for external views – often a paid-for service
- Easy to configure and customize, but very extensible.
- Use with Ticketing Systems to automate alerts
- Very small disk and CPU footprint

References

Smokeping Website

<http://oss.oetiker.ch/smokeping/>

Smokeping Demo

<http://oss.oetiker.ch/smokeping-demo/?target=Customers.OP>

Good Examples:

http://oss.oetiker.ch/smokeping/doc/smokeping_examples.en.html

Questions?